

DC HEALTH BENEFIT EXCHANGE AUTHORITY

Enrollment Summary

As of September 10th, 2017

PAID: CURRENT ENROLLMENT	
PROGRAM	LIVES
QHP	17,546
SHOP	75,653
TOTAL	93,199

** Totals as of September 10th, 2017 - PAID*

** SHOP includes 4,738 Groups*

** QHP includes 6 paid covered lives with an October 1st start date.*

DC HEALTH BENEFIT EXCHANGE AUTHORITY
 2017 Plan Selection Summary
 As of September 10th, 2017

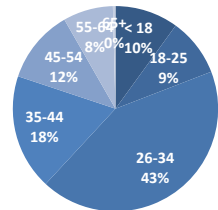
2017 Plan Selection Data

Plan Selection totals include all covered lives who selected plans for 2017, even those who did not end up paying their initial invoice.

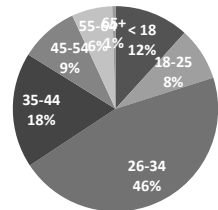
TYPE	COUNT	PERCENT	LAST YEAR	LAST YEAR
Auto Renewals	13,686	49%	12,118	45%
Active Renewals	2,143	8%	2,936	11%
New Customers	6,924	25%	6,434	24%
Special Enrollments	5,160	18%	5,396	20%
TOTAL	27,913	100%	26,884	100%

2017 QHP BY START DATE	AUTO RENEWAL	ACTIVE RENEWAL	NEW CUSTOMER	SEP	TOTAL
JAN	13,686	1,747	4,213	217	19,863
FEB		235	1,238	196	1,669
MAR		160	1,470	634	2,264
APR		1	2	620	623
MAY				560	560
JUN				617	617
JUL				671	671
AUG			1	754	755
SEP				751	751
OCT				134	
NOV				6	
DEC					
TOTAL	13,686	2,143	6,924	5,160	27,773

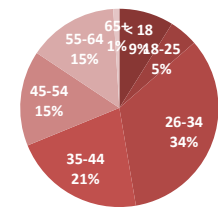
NEW 2017 QHP CONSUMERS



SEP 2017 QHP CONSUMERS



RENEWAL 2017 QHP CONSUMERS



2017 QHP AGE GROUPS	NEW	SEP	RENEWAL	NEW %	SEP %	RENEWAL %
< 18	691	606	1,408	10%	12%	9%
18-25	634	431	743	9%	8%	5%
26-34	2,961	2,353	5,340	43%	46%	34%
35-44	1,261	937	3,402	18%	18%	21%
45-54	803	477	2,457	12%	9%	16%
55-64	546	330	2,322	8%	6%	15%
65+	28	26	157	0%	1%	1%
TOTAL	6,924	5,160	15,829	100%	100%	100%

2017 QHP METAL LEVEL	NEW	SEP	RENEWAL	NEW %	SEP %	RENEWAL %
Platinum	868	860	2,511	13%	17%	16%
Gold	1012	762	2962	15%	15%	19%
Silver	1,945	1,522	4,897	28%	29%	31%
Bronze	2,543	1,616	4,760	37%	31%	30%
Catastrophic	556	400	699	8%	8%	4%
TOTAL	6,924	5,160	15,829	100%	100%	100%

2017 QHP - APTC	NO APTC	RECEIVES APTC	TOTAL
JAN	19,136	727	19,863
FEB	1,549	120	1,669
MAR	2,099	165	2,264
APR	569	54	623
MAY	517	43	560
JUN	582	35	617
JUL	610	61	671
AUG	729	26	755
SEP	706	45	751
OCT	130	4	134
NOV	6		6
DEC			0

DC HEALTH BENEFIT EXCHANGE AUTHORITY
 2017 Plan Selection Summary
 As of September 10th, 2017

TOTAL	26,633	1,280	27,913
-------	--------	-------	--------

RECEIVES APTC	NO APTC	RECEIVES APTC	TOTAL	% WITH APTC
Auto Renewals	13,190	496	13,686	3.62%
Active Renewals	2,058	85	2,143	3.97%
New Customers	6,613	311	6,924	4.49%
Special Enrollments	4,772	388	5,160	7.52%
TOTAL	26,633	1,280	27,913	4.81%

CSR METAL LEVEL	TOTAL
Bronze	50
Silver	414
Gold	1
Platinum	0
TOTAL	465

% OF APTC TAKEN	AUTO RENEWAL	ACTIVE RENEWAL	NEW CUSTOMER	SEP	TOTAL
LESS THAN 85%	28	4	12	22	66
EXACTLY 85%	11		81	63	155
MORE THAN 85%	383	57	148	184	772
UNKNOWN	20	5	14	47	86
TOTAL	442	66	255	316	1,079

* Counts do not include dependents.

* Those marked unknown need to be investigated for recent APTC Eligibility determination.

% OF APTC TAKEN	AUTO RENEWAL	ACTIVE RENEWAL	NEW CUSTOMER	SEP	TOTAL
LESS THAN 85%	6%	6%	5%	7%	6%
EXACTLY 85%	2%	0%	32%	20%	14%
MORE THAN 85%	87%	86%	58%	58%	72%
UNKNOWN	5%	8%	5%	15%	8%
TOTAL	100%	100%	100%	100%	100%

* Counts do not include dependents.

* Those marked unknown need to be investigated for recent APTC Eligibility determination.

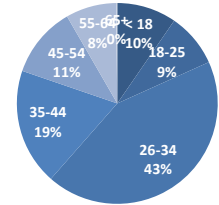
DC HEALTH BENEFIT EXCHANGE AUTHORITY
 2017 Individual - Effectuated Covered Lives
 As of September 10th, 2017

2017 Effectuated Covered Lives

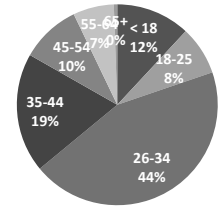
Effectuated totals include all covered lives who made their initial payment and received coverage during Plan Year 2017, including those who have already terminated.

2017 QHP BY START DATE	AUTO RENEWAL	ACTIVE RENEWAL	NEW CUSTOMER	SEP	TOTAL
JAN	11,803	1,676	3,018	204	16,701
FEB		229	1,032	178	1,439
MAR		153	1,047	562	1,762
APR		1	2	540	543
MAY				493	493
JUN				548	548
JUL				595	595
AUG				650	650
SEP				416	416
OCT				8	8
NOV				0	0
DEC					
TOTAL	11,803	2,059	5,099	4,194	23,155

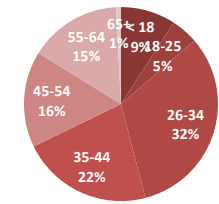
NEW 2017 QHP CONSUMERS



SEP 2017 QHP CONSUMERS



RENEWAL 2017 QHP CONSUMERS



2017 QHP AGE GROUPS	NEW	SEP	RENEWAL	NEW %	SEP %	RENEWAL %
< 18	489	500	1,266	10%	12%	9%
18-25	442	329	626	9%	8%	5%
26-34	2,204	1,856	4,477	43%	44%	32%
35-44	957	806	3,031	19%	19%	22%
45-54	582	404	2,219	11%	10%	16%
55-64	415	276	2,131	8%	7%	15%
65+	10	23	112	0%	1%	1%
TOTAL	5,099	4,194	13,862	100%	100%	100%

2017 QHP METAL LEVEL	NEW	SEP	RENEWAL	NEW %	SEP %	RENEWAL %
Platinum	705	690	2,281	14%	16%	16%
Gold	804	628	2,649	16%	15%	19%
Silver	1,501	1,291	4,249	29%	31%	31%
Bronze	1,756	1,294	4,099	34%	31%	30%
Catastrophic	333	291	584	7%	7%	4%
TOTAL	5,099	4,194	13,862	100%	100%	100%

2017 QHP - APTC	NO APTC	RECEIVES APTC	TOTAL
JAN	16,048	653	16,701
FEB	1,329	110	1,439
MAR	1,628	134	1,762
APR	494	49	543
MAY	454	39	493
JUN	516	32	548
JUL	544	51	595
AUG	630	20	650
SEP	399	17	416
OCT	8	0	8
NOV	0	0	0
DEC			0
TOTAL	22,050	1,105	23,155

RECEIVES APTC	NO APTC	RECEIVES APTC	TOTAL	% WITH APTC
Active Renewals	11,347	456	11,803	3.86%
Auto Renewals	1,974	85	2,059	4.13%
New Customers	4,853	246	5,099	4.82%
Special Enrollments	3,876	318	4,194	7.58%
TOTAL	22,050	1,105	23,155	5.01%

DC HEALTH BENEFIT EXCHANGE AUTHORITY
 2017 Individual - Effectuated Covered Lives
 As of September 10th, 2017

CSR METAL LEVEL	TOTAL
Bronze	24
Silver	338
Gold	1
Platinum	0
TOTAL	363

% OF APTC TAKEN	AUTO RENEWAL	ACTIVE RENEWAL	NEW CUSTOMER	SEP	TOTAL
LESS THAN 85%	24	4	9	19	56
EXACTLY 85%	11		63	44	118
MORE THAN 85%	353	57	118	159	687
UNKNOWN	17	5	10	36	68
TOTAL	405	66	200	258	929

* Counts do not include dependents.

* Those marked unknown need to be investigated for recent APTC Eligibility determination.

% OF APTC TAKEN	AUTO RENEWAL	ACTIVE RENEWAL	NEW CUSTOMER	SEP	TOTAL
LESS THAN 85%	6%	6%	5%	7%	6%
EXACTLY 85%	3%	0%	32%	17%	13%
MORE THAN 85%	87%	86%	59%	62%	74%
UNKNOWN	4%	8%	5%	14%	7%
TOTAL	100%	100%	100%	100%	100%

* Counts do not include dependents.

* Those marked unknown need to be investigated for recent APTC Eligibility determination.

DC HEALTH BENEFIT EXCHANGE AUTHORITY

2017 Individual - Paid Covered Lives

As of September 10th, 2017

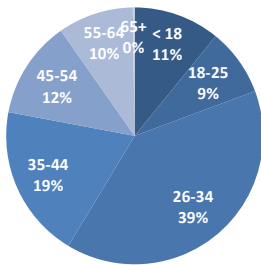
2017 Paid Covered Lives

Paid totals include all covered lives who are still paying their premium and receiving coverage, including those with future start dates.

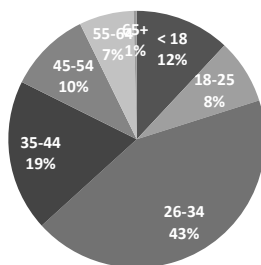
2017 QHP BY START DATE	AUTO RENEWAL	ACTIVE RENEWAL	NEW CUSTOMER	SEP	TOTAL
JAN	8,936	1,302	2,111	151	12,500
FEB		177	666	146	989
MAR		123	692	379	1,194
APR		1	2	399	402
MAY				423	423
JUN				474	474
JUL				539	539
AUG			0	615	615
SEP				404	404
OCT				6	6
NOV				0	0
DEC				0	0
TOTAL	8,936	1,603	3,471	3,536	17,546

2017 QHP AGE GROUPS	NEW	SEP	RENEWAL	TOTAL	NEW %	SEP %	RENEWAL %	TOTAL
< 18	377	423	1,006	1,806	11%	12%	10%	10%
18-25	294	288	454	1,036	8%	8%	4%	6%
26-34	1,364	1,526	3,124	6,014	39%	43%	30%	34%
35-44	671	675	2,327	3,673	19%	19%	22%	21%
45-54	427	367	1,821	2,615	12%	10%	17%	15%
55-64	330	243	1,728	2,301	10%	7%	16%	13%
65+	8	14	79	101	0%	0%	1%	1%
TOTAL	3,471	3,536	10,539	17,546	100%	100%	100%	100%

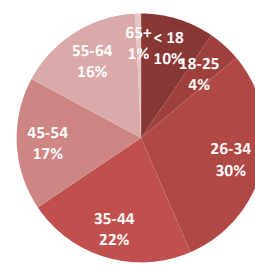
NEW 2017 QHP CONSUMERS



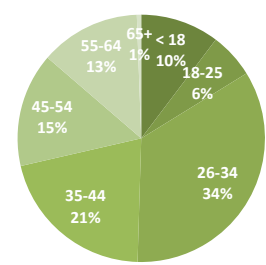
SEP 2017 QHP CONSUMERS



RENEWAL 2017 QHP CONSUMERS



ALL 2017 PAID CONSUMERS



2017 QHP METAL LEVEL	NEW	SEP	RENEWAL	NEW %	SEP %	RENEWAL %
Platinum	535	589	1,809	15%	17%	17%
Gold	596	543	2,108	17%	15%	20%
Silver	1,064	1,104	3,243	31%	31%	31%
Bronze	1,093	1,067	3,015	31%	30%	29%
Catastrophic	183	233	364	5%	7%	3%
TOTAL	3,471	3,536	10,539	100%	100%	100%

2017 QHP - APTC	NO APTC	RECEIVES APTC	TOTAL
JAN	11,962	538	12,500
FEB	903	86	989
MAR	1,090	104	1,194
APR	361	41	402
MAY	386	37	423
JUN	443	31	474
JUL	490	49	539

DC HEALTH BENEFIT EXCHANGE AUTHORITY

2017 Individual - Paid Covered Lives

As of September 10th, 2017

AUG	595	20	615
SEP	387	17	404
OCT	6	0	6
NOV	0		0
DEC			0
TOTAL	16,623	923	17,546

RECEIVES APTC	NO APTC	RECEIVES APTC	TOTAL	% WITH APTC
Active Renewals	8,554	382	8,936	4.27%
Auto Renewals	1,531	72	1,603	4.49%
New Customers	3,285	186	3,471	5.36%
Special Enrollments	3,253	283	3,536	8.00%
TOTAL	16,623	923	17,546	5.55%

CSR METAL LEVEL	TOTAL
Bronze	11
Silver	267
Gold	0
Platinum	0
TOTAL	278

% OF APTC TAKEN	AUTO RENEWAL	ACTIVE RENEWAL	NEW CUSTOMER	SEP	TOTAL
LESS THAN 85%	23	4	9	18	54
EXACTLY 85%	10		47	41	98
MORE THAN 85%	297	47	91	143	578
UNKNOWN	14	5	9	33	61
TOTAL	344	56	156	235	791

* Counts do not include dependents.

* Those marked unknown need to be investigated for recent APTC Eligibility determination.

% OF APTC TAKEN	AUTO RENEWAL	ACTIVE RENEWAL	NEW CUSTOMER	SEP	TOTAL
LESS THAN 85%	7%	7%	6%	8%	7%
EXACTLY 85%	3%	0%	30%	17%	12%
MORE THAN 85%	86%	84%	58%	61%	73%
UNKNOWN	4%	9%	6%	14%	8%
TOTAL	100%	100%	100%	100%	100%

* Counts do not include dependents.

* Those marked unknown need to be investigated for recent APTC Eligibility determination.