

DC HEALTH BENEFIT EXCHANGE AUTHORITY

Enrollment Summary

As of May 6th, 2018

PAID: CURRENT ENROLLMENT	
PROGRAM	LIVES
QHP	17,314
SHOP	77,056
TOTAL	94,370

** Totals As of May 6th, 2018 - PAID*

** SHOP includes 4,939 Groups*

** QHP includes 12 paid covered lives with a June or later start date.*

DC HEALTH BENEFIT EXCHANGE AUTHORITY
2018 Plan Selection Summary
As of May 6th, 2018

2018 Plan Selection Data

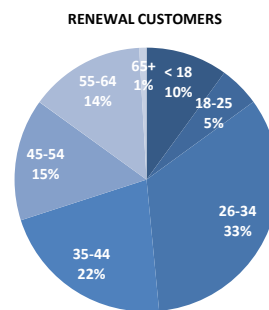
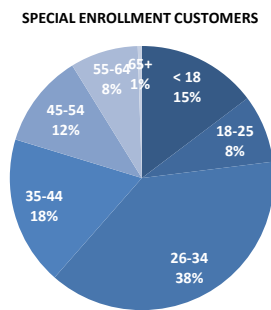
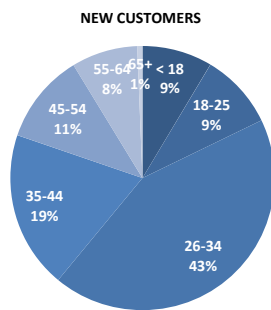
Plan Selection totals include all covered lives who selected plans for 2018, even those who did not end up paying their initial invoice.

TYPE	COUNT	PERCENT	LAST YEAR	LAST YEAR
Auto Renewals	13,972	58%	13,885	54%
Active Renewals	2,803	12%	2,175	8%
New Customers	5,307	22%	7,047	28%
Special Enrollments	1,824	8%	2,499	10%
TOTAL	23,906	100%	25,606	100%

* Last Year Totals as of May 21st, 2017

START DATE	AUTO RENEWAL	ACTIVE RENEWAL	NEW CUSTOMER	SEP	TOTAL
January	13,972	2,377	3,808	155	20,312
February		251	799	114	1,164
March		175	698	431	1,304
April			2	538	540
May				487	487
June				93	93
July				6	6
August					0
September					0
October					0
November					0
December					0
TOTAL	13,972	2,803	5,307	1,824	23,906

AGE GROUPS	NEW	SEP	RENEWAL	TOTAL	NEW %	SEP %	RENEWAL %	TOTAL %
< 18	456	268	1,679	2,403	9%	15%	10%	10%
18-25	489	152	835	1,476	9%	8%	5%	6%
26-34	2,292	701	5,618	8,611	43%	38%	33%	36%
35-44	1,022	333	3,613	4,968	19%	18%	22%	21%
45-54	585	209	2,510	3,304	11%	11%	15%	14%
55-64	429	152	2,370	2,951	8%	8%	14%	12%
65+	34	9	150	193	1%	0%	1%	1%
TOTAL	5,307	1,824	16,775	23,906	100%	100%	100%	100%



METAL LEVEL	NEW	SEP	RENEWAL	TOTAL	NEW %	SEP %	RENEWAL %	TOTAL %
Platinum	725	297	2,774	3,796	14%	16%	17%	16%
Gold	998	388	3,179	4,565	19%	21%	19%	19%
Silver	1,418	428	4,831	6,677	27%	23%	29%	28%
Bronze	1,747	564	5,288	7,599	33%	31%	32%	32%
Catastrophic	419	147	703	1,269	8%	8%	4%	5%
TOTAL	5,307	1,824	16,775	23,906	100%	100%	100%	100%

RECEIVES APTC	NO	YES	TOTAL

DC HEALTH BENEFIT EXCHANGE AUTHORITY

2018 Plan Selection Summary

As of May 6th, 2018

January	19,293	1,019	20,312
February	1,065	99	1,164
March	1,181	123	1,304
April	496	44	540
May	448	39	487
June	88	5	93
July	6		6
August			0
September			0
October			0
November			0
December			0
TOTAL	22,577	1,329	23,906

RECEIVES APTC	NO	YES	TOTAL	% WITH APTC
Auto Renewals	13,314	658	13,972	5%
Active Renewals	2,659	144	2,803	5%
New Customers	4,947	360	5,307	7%
Special Enrollments	1,657	167	1,824	9%
TOTAL	22,577	1,329	23,906	0

CSR METAL LEVEL	TOTAL
Bronze	0
Silver	455
Gold	0
Platinum	0
TOTAL	455

% OF APTC TAKEN	AUTO RENEWAL	ACTIVE RENEWAL	NEW CUSTOMER	SEP	TOTAL
LESS THAN 85%	79	17	25	7	128
EXACTLY 85%	35	25	105	4	169
MORE THAN 85%	445	82	160	61	748
UNKNOWN	18	3	20	64	105
TOTAL	577	127	310	136	1,150

* Counts do not include dependents.

* Those marked unknown need to be investigated for recent APTC Eligibility determination.

% OF APTC TAKEN	AUTO RENEWAL	ACTIVE RENEWAL	NEW CUSTOMER	SEP	TOTAL
LESS THAN 85%	14%	13%	8%	5%	11%
EXACTLY 85%	6%	20%	34%	3%	15%
MORE THAN 85%	77%	65%	52%	45%	65%
UNKNOWN	3%	2%	6%	47%	9%
TOTAL	100%	100%	100%	100%	100%

* Counts do not include dependents.

* Those marked unknown need to be investigated for recent APTC Eligibility determination.

DC HEALTH BENEFIT EXCHANGE AUTHORITY

2018 Paid Summary

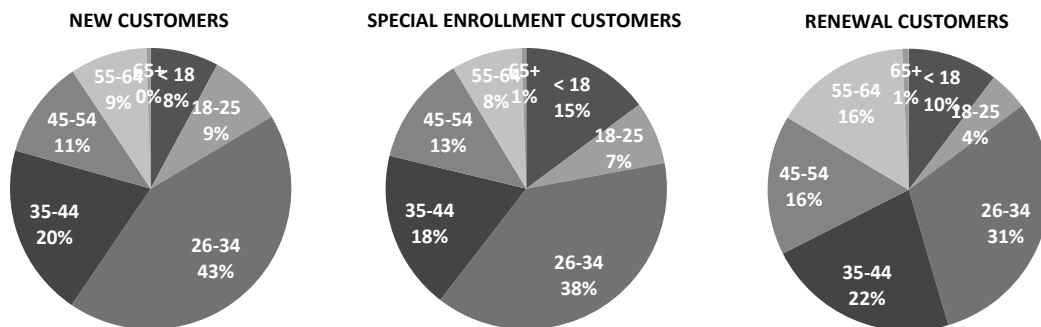
As of May 6th, 2018

2018 Paid Covered Lives

Paid totals include all covered lives who are still paying their premium and receiving coverage, including those with future start dates.

START DATE	AUTO RENEWAL	ACTIVE RENEWAL	NEW CUSTOMER	SEP	TOTAL
January	10,109	2,010	2,452	128	14,699
February		218	584	100	902
March		152	492	329	973
April			2	434	436
May				292	292
June				11	11
July				1	1
August					0
September					0
October					0
November					0
December					0
TOTAL	10,109	2,380	3,530	1,295	17,314

AGE GROUPS	NEW	SEP	RENEWAL	TOTAL	NEW %	SEP %	RENEWAL %	TOTAL %
< 18	277	192	1,291	1,760	8%	X	10%	10%
18-25	304	94	561	959	9%	X	4%	6%
26-34	1,519	497	3,826	5,842	43%	X	31%	34%
35-44	702	237	2,756	3,695	20%	X	22%	21%
45-54	398	163	2,002	2,563	11%	X	16%	15%
55-64	313	105	1,962	2,380	9%	X	16%	14%
65+	17	7	91	115	0%	X	1%	1%
TOTAL	3,530	1,295	12,489	17,314	100%	0%	100%	100%



METAL LEVEL	NEW	SEP	RENEWAL	TOTAL	NEW %	SEP %	RENEWAL %	TOTAL %
Platinum	526	216	2,176	2,918	15%	X	17%	17%
Gold	738	286	2,548	3,572	21%	X	20%	21%
Silver	992	321	3,559	4,872	28%	X	28%	28%
Bronze	1,023	376	3,747	5,146	29%	X	30%	30%
Catastrophic	251	96	459	806	7%	X	4%	5%
TOTAL	3,530	1,295	12,489	17,314	100%	0%	100%	100%

RECEIVES APTC	NO	YES	TOTAL	% WITH APTC
Auto Renewals	9,598	511	10,109	5%
Active Renewals	2,256	124	2,380	5%
New Customers	3,264	266	3,530	8%
Special Enrollments	1,182	113	1,295	X

DC HEALTH BENEFIT EXCHANGE AUTHORITY

2018 Paid Summary

As of May 6th, 2018

TOTAL	16,300	1,014	17,314	0
--------------	---------------	--------------	---------------	----------

RECEIVES APTC	NO	YES	TOTAL
January	13,905	794	14,699
February	820	82	902
March	883	90	973
April	402	34	436
May	278	14	292
June	11	0	11
July	1		1
August			0
September			0
October			0
November			0
December			0
TOTAL	16,300	1,014	17,314

CSR METAL LEVEL	TOTAL
Bronze	0
Silver	342
Gold	0
Platinum	0
TOTAL	342

% OF APTC TAKEN	AUTO RENEWAL	ACTIVE RENEWAL	NEW CUSTOMER	SEP	TOTAL
LESS THAN 85%	48	15	16	2	81
EXACTLY 85%	30	23	77	3	133
MORE THAN 85%	363	69	129	43	604
UNKNOWN	14	3	12	45	74
TOTAL	455	110	234	93	892

*** Counts do not include dependents.**

*** Those marked unknown need to be investigated for recent APTC Eligibility determination.**

% OF APTC TAKEN	AUTO RENEWAL	ACTIVE RENEWAL	NEW CUSTOMER	SEP	TOTAL
LESS THAN 85%	11%	14%	7%	2%	9%
EXACTLY 85%	7%	21%	33%	3%	15%
MORE THAN 85%	80%	63%	55%	46%	68%
UNKNOWN	3%	3%	5%	48%	8%
TOTAL	100%	100%	100%	100%	100%

*** Counts do not include dependents.**

*** Those marked unknown need to be investigated for recent APTC Eligibility determination.**