

DC HEALTH BENEFIT EXCHANGE AUTHORITY

Enrollment Summary

As of June 10th, 2018

PAID: CURRENT ENROLLMENT	
PROGRAM	LIVES
QHP	17,116
SHOP	77,368
TOTAL	94,484

**** Totals As of June 10th, 2018 - PAID***

**** SHOP includes 4,945 Groups***

**** QHP includes 14 paid covered lives with a July start date.***

DC HEALTH BENEFIT EXCHANGE AUTHORITY
2018 Plan Selection Summary
As of June 10th, 2018

2018 Plan Selection Data

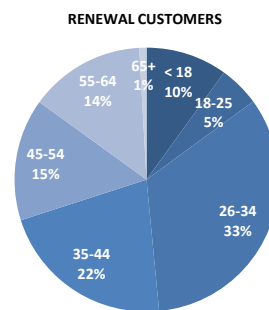
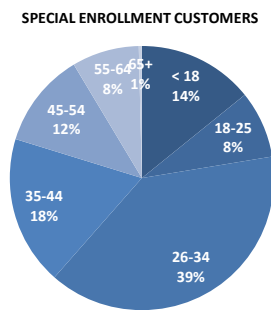
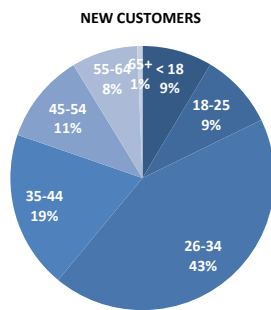
Plan Selection totals include all covered lives who selected plans for 2018, even those who did not end up paying their initial invoice.

TYPE	COUNT	PERCENT	LAST YEAR	LAST YEAR
Auto Renewals	13,891	57%	13,855	53%
Active Renewals	2,782	11%	2,170	8%
New Customers	5,251	21%	7,027	27%
Special Enrollments	2,594	11%	2,932	11%
TOTAL	24,518	100%	25,984	100%

* Last Year Totals as of June 11th, 2017

START DATE	AUTO RENEWAL	ACTIVE RENEWAL	NEW CUSTOMER	SEP	TOTAL
January	13,891	2,366	3,764	189	20,210
February		249	793	116	1,158
March		167	692	443	1,302
April			2	563	565
May				545	545
June				582	582
July				149	149
August				7	7
September					0
October					0
November					0
December					0
TOTAL	13,891	2,782	5,251	2,594	24,518

AGE GROUPS	NEW	SEP	RENEWAL	TOTAL	NEW %	SEP %	RENEWAL %	TOTAL %
< 18	450	368	1,661	2,479	9%	14%	10%	10%
18-25	483	213	829	1,525	9%	8%	5%	6%
26-34	2,270	1,014	5,592	8,876	43%	39%	34%	36%
35-44	1,014	474	3,594	5,082	19%	18%	22%	21%
45-54	576	302	2,490	3,368	11%	12%	15%	14%
55-64	425	213	2,357	2,995	8%	8%	14%	12%
65+	33	10	150	193	1%	0%	1%	1%
TOTAL	5,251	2,594	16,673	24,518	100%	100%	100%	100%



METAL LEVEL	NEW	SEP	RENEWAL	TOTAL	NEW %	SEP %	RENEWAL %	TOTAL %
Platinum	717	442	2,760	3,919	14%	17%	17%	16%
Gold	992	530	3,159	4,681	19%	20%	19%	19%
Silver	1,390	634	4,805	6,829	26%	24%	29%	28%
Bronze	1,734	792	5,247	7,773	33%	31%	31%	32%
Catastrophic	418	196	702	1,316	8%	8%	4%	5%
TOTAL	5,251	2,594	16,673	24,518	100%	100%	100%	100%

RECEIVES APTC	NO	YES	TOTAL
---------------	----	-----	-------

DC HEALTH BENEFIT EXCHANGE AUTHORITY

2018 Plan Selection Summary

As of June 10th, 2018

January	19,198	1,012	20,210
February	1,055	103	1,158
March	1,180	122	1,302
April	518	47	565
May	493	52	545
June	548	34	582
July	139	10	149
August	7		7
September			0
October			0
November			0
December			0
TOTAL	23,138	1,380	24,518

RECEIVES APTC	NO	YES	TOTAL	% WITH APTC
Auto Renewals	13,231	660	13,891	5%
Active Renewals	2,639	143	2,782	5%
New Customers	4,900	351	5,251	7%
Special Enrollments	2,368	226	2,594	9%
TOTAL	23,138	1,380	24,518	0

CSR METAL LEVEL	TOTAL
Bronze	0
Silver	473
Gold	0
Platinum	0
TOTAL	473

% OF APTC TAKEN	AUTO RENEWAL	ACTIVE RENEWAL	NEW CUSTOMER	SEP	TOTAL
LESS THAN 85%	82	17	24	13	136
EXACTLY 85%	35	25	102	5	167
MORE THAN 85%	444	81	158	72	755
UNKNOWN	19	3	20	98	140
TOTAL	580	126	304	188	1,198

* Counts do not include dependents.

* Those marked unknown need to be investigated for recent APTC Eligibility determination.

% OF APTC TAKEN	AUTO RENEWAL	ACTIVE RENEWAL	NEW CUSTOMER	SEP	TOTAL
LESS THAN 85%	14%	13%	8%	7%	11%
EXACTLY 85%	6%	20%	34%	3%	14%
MORE THAN 85%	77%	64%	52%	38%	63%
UNKNOWN	3%	2%	7%	52%	12%
TOTAL	100%	100%	100%	100%	100%

* Counts do not include dependents.

* Those marked unknown need to be investigated for recent APTC Eligibility determination.

DC HEALTH BENEFIT EXCHANGE AUTHORITY

2018 Paid Summary

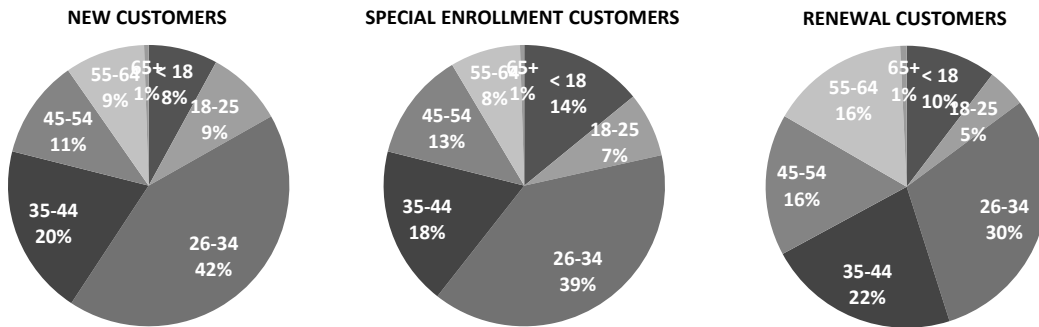
As of June 10th, 2018

2018 Paid Covered Lives

Paid totals include all covered lives who are still paying their premium and receiving coverage, including those with future start dates.

START DATE	AUTO RENEWAL	ACTIVE RENEWAL	NEW CUSTOMER	SEP	TOTAL
January	9,737	1,936	2,278	153	14,104
February		203	545	100	848
March		140	430	331	901
April			2	441	443
May				445	445
June				361	361
July				14	14
August					0
September					0
October					0
November					0
December					0
TOTAL	9,737	2,279	3,255	1,845	17,116

AGE GROUPS	NEW	SEP	RENEWAL	TOTAL	NEW %	SEP %	RENEWAL %	TOTAL %
< 18	259	260	1,246	1,765	8%	X	10%	10%
18-25	288	137	536	961	9%	X	4%	6%
26-34	1,382	721	3,635	5,738	42%	X	30%	34%
35-44	640	338	2,646	3,624	20%	X	22%	21%
45-54	370	231	1,952	2,553	11%	X	16%	15%
55-64	299	149	1,912	2,360	9%	X	16%	14%
65+	17	9	89	115	1%	X	1%	1%
TOTAL	3,255	1,845	12,016	17,116	100%	0%	100%	100%



METAL LEVEL	NEW	SEP	RENEWAL	TOTAL	NEW %	SEP %	RENEWAL %	TOTAL %
Platinum	503	308	2,124	2,935	15%	X	18%	17%
Gold	693	402	2,457	3,552	21%	X	20%	21%
Silver	904	475	3,431	4,810	28%	X	29%	28%
Bronze	926	527	3,571	5,024	28%	X	30%	29%
Catastrophic	229	133	433	795	7%	X	4%	5%
TOTAL	3,255	1,845	12,016	17,116	100%	0%	100%	100%

RECEIVES APTC	NO	YES	TOTAL	% WITH APTC
Auto Renewals	9,230	507	9,737	5%
Active Renewals	2,159	120	2,279	5%
New Customers	3,016	239	3,255	7%
Special Enrollments	1,672	173	1,845	X

DC HEALTH BENEFIT EXCHANGE AUTHORITY

2018 Paid Summary

As of June 10th, 2018

TOTAL	16,077	1,039	17,116	0
--------------	---------------	--------------	---------------	----------

RECEIVES APTC	NO	YES	TOTAL
January	13,342	762	14,104
February	764	84	848
March	811	90	901
April	405	38	443
May	398	47	445
June	344	17	361
July	13	1	14
August			0
September			0
October			0
November			0
December			0
TOTAL	16,077	1,039	17,116

CSR METAL LEVEL	TOTAL
Bronze	0
Silver	347
Gold	0
Platinum	0
TOTAL	347

% OF APTC TAKEN	AUTO RENEWAL	ACTIVE RENEWAL	NEW CUSTOMER	SEP	TOTAL
LESS THAN 85%	50	13	14	7	84
EXACTLY 85%	30	23	69	4	126
MORE THAN 85%	356	67	116	56	595
UNKNOWN	15	3	10	74	102
TOTAL	451	106	209	141	907

*** Counts do not include dependents.**

*** Those marked unknown need to be investigated for recent APTC Eligibility determination.**

% OF APTC TAKEN	AUTO RENEWAL	ACTIVE RENEWAL	NEW CUSTOMER	SEP	TOTAL
LESS THAN 85%	11%	12%	7%	5%	9%
EXACTLY 85%	7%	22%	33%	3%	14%
MORE THAN 85%	79%	63%	56%	40%	66%
UNKNOWN	3%	3%	5%	52%	11%
TOTAL	100%	100%	100%	100%	100%

*** Counts do not include dependents.**

*** Those marked unknown need to be investigated for recent APTC Eligibility determination.**