

**DC HEALTH BENEFIT EXCHANGE AUTHORITY**

**Enrollment Summary**

***As of July 15th, 2018***

PAID: CURRENT ENROLLMENT	
PROGRAM	LIVES
QHP	16,893
SHOP	77,703
<b>TOTAL</b>	<b>94,596</b>

***\* Totals As of July 15th, 2018 - PAID***

***\* SHOP includes 4,965 Groups***

***\* QHP includes 50 paid covered lives with an August start date.***

**DC HEALTH BENEFIT EXCHANGE AUTHORITY**

**2018 Plan Selection Summary**

*As of July 15th, 2018*

**2018 Plan Selection Data**

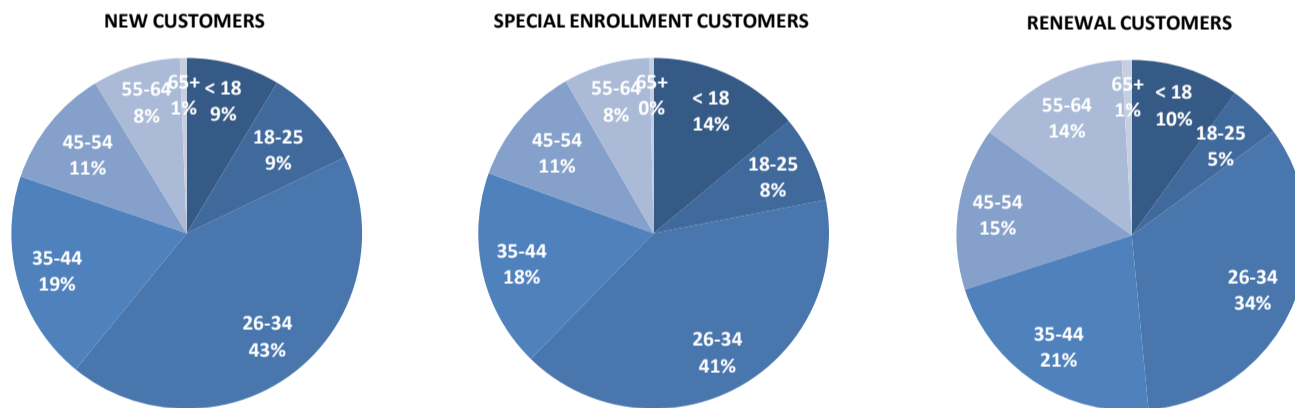
*Plan Selection totals include all covered lives who selected plans for 2018, even those who did not end up paying their initial invoice.*

TYPE	COUNT	PERCENT	LAST YEAR	LAST YEAR
Auto Renewals	13,828	55%	13,809	55%
Active Renewals	2,767	11%	2,763	11%
New Customers	5,228	21%	5,221	21%
Special Enrollments	3,244	13%	3,382	13%
<b>TOTAL</b>	<b>25,067</b>	<b>100%</b>	<b>25,175</b>	<b>100%</b>

*\* Last Year Totals as of July 9th, 2017*

START DATE	AUTO RENEWAL	ACTIVE RENEWAL	NEW CUSTOMER	SEP	TOTAL
January	13,809	2,352	3,746	196	20,103
February		246	788	115	1,149
March		165	685	441	1,291
April			2	564	566
May				569	569
June				619	619
July				594	594
August				263	263
September				20	20
October				1	1
November					0
December					0
<b>TOTAL</b>	<b>13,809</b>	<b>2,763</b>	<b>5,221</b>	<b>3,382</b>	<b>25,175</b>

AGE GROUPS	NEW	SEP	RENEWAL	TOTAL	NEW %	SEP %	RENEWAL %	TOTAL %
< 18	449	472	1,654	2,575	9%	14%	10%	10%
18-25	483	270	820	1,573	9%	8%	5%	6%
26-34	2,247	1,366	5,558	9,171	43%	40%	34%	36%
35-44	1,011	617	3,567	5,195	19%	18%	22%	21%
45-54	575	375	2,480	3,430	11%	11%	15%	14%
55-64	423	269	2,343	3,035	8%	8%	14%	12%
65+	33	13	150	196	1%	0%	1%	1%
<b>TOTAL</b>	<b>5,221</b>	<b>3,382</b>	<b>16,572</b>	<b>25,175</b>	<b>100%</b>	<b>100%</b>	<b>100%</b>	<b>100%</b>



METAL LEVEL	NEW	SEP	RENEWAL	TOTAL	NEW %	SEP %	RENEWAL %	TOTAL %
Platinum	712	596	2,741	4,049	14%	18%	17%	16%
Gold	983	709	3,135	4,827	19%	21%	19%	19%
Silver	1,382	803	4,786	6,971	26%	24%	29%	28%
Bronze	1,727	1,012	5,210	7,949	33%	30%	31%	32%
Catastrophic	417	262	700	1,379	8%	8%	4%	5%
<b>TOTAL</b>	<b>5,221</b>	<b>3,382</b>	<b>16,572</b>	<b>25,175</b>	<b>100%</b>	<b>100%</b>	<b>100%</b>	<b>100%</b>

RECEIVES APTC	NO	YES	TOTAL
January	19,102	1,001	20,103
February	1,047	102	1,149
March	1,168	123	1,291
April	520	46	566
May	517	52	569
June	582	37	619
July	558	36	594
August	248	15	263
September	20		20
October	1		1
November			0
December			0
<b>TOTAL</b>	<b>23,763</b>	<b>1,412</b>	<b>25,175</b>

**DC HEALTH BENEFIT EXCHANGE AUTHORITY**

**2018 Plan Selection Summary**

*As of July 15th, 2018*

RECEIVES APTC	NO	YES	TOTAL	% WITH APTC
Auto Renewals	13,159	650	13,809	5%
Active Renewals	2,620	143	2,763	5%
New Customers	4,871	350	5,221	7%
Special Enrollments	3,113	269	3,382	8%
<b>TOTAL</b>	<b>23,763</b>	<b>1,412</b>	<b>25,175</b>	<b>0</b>

CSR METAL LEVEL	TOTAL
Bronze	0
Silver	487
Gold	0
Platinum	0
<b>TOTAL</b>	<b>487</b>

% OF APTC TAKEN	AUTO RENEWAL	ACTIVE RENEWAL	NEW CUSTOMER	SEP	TOTAL
LESS THAN 85%	57	14	18	14	103
EXACTLY 85%	23	18	98	37	176
MORE THAN 85%	480	87	167	138	872
UNKNOWN	11	7	20	38	76
<b>TOTAL</b>	<b>571</b>	<b>126</b>	<b>303</b>	<b>227</b>	<b>1,227</b>

*\* Counts do not include dependents.*

*\* Those marked unknown need to be investigated for recent APTC Eligibility determination.*

% OF APTC TAKEN	AUTO RENEWAL	ACTIVE RENEWAL	NEW CUSTOMER	SEP	TOTAL
LESS THAN 85%	10%	11%	6%	6%	8%
EXACTLY 85%	4%	14%	32%	16%	14%
MORE THAN 85%	84%	69%	55%	61%	71%
UNKNOWN	2%	6%	7%	17%	6%
<b>TOTAL</b>	<b>100%</b>	<b>100%</b>	<b>100%</b>	<b>100%</b>	<b>100%</b>

*\* Counts do not include dependents.*

*\* Those marked unknown need to be investigated for recent APTC Eligibility determination.*

DC HEALTH BENEFIT EXCHANGE AUTHORITY

2018 Paid Summary

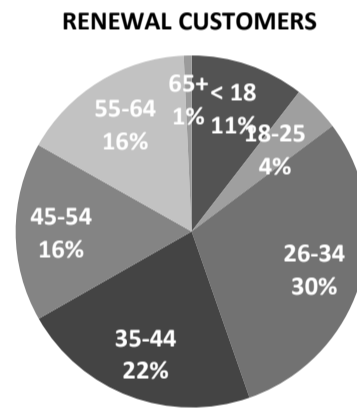
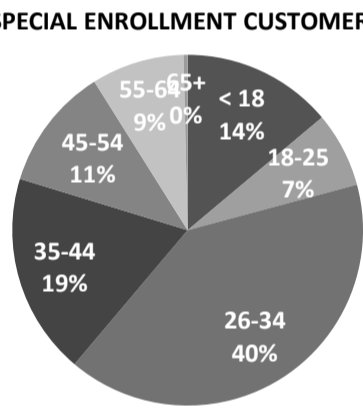
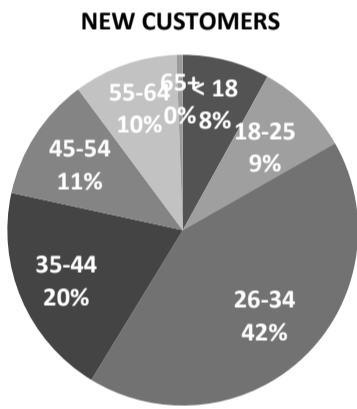
As of July 15th, 2018

2018 Paid Covered Lives

Paid totals include all covered lives who are still paying their premium and receiving coverage, including those with future start dates.

START DATE	AUTO RENEWAL	ACTIVE RENEWAL	NEW CUSTOMER	SEP	TOTAL
January	9,334	1,854	2,123	157	13,468
February		180	500	92	772
March		126	377	286	789
April			2	414	416
May				458	458
June				489	489
July				451	451
August				49	49
September				1	1
October					
November					0
December					0
<b>TOTAL</b>	<b>9,334</b>	<b>2,160</b>	<b>3,002</b>	<b>2,397</b>	<b>16,893</b>

AGE GROUPS	NEW	SEP	RENEWAL	TOTAL	NEW %	SEP %	RENEWAL %	TOTAL %
< 18	241	333	1,201	1,775	8%	14%	10%	11%
18-25	262	166	496	924	9%	7%	4%	5%
26-34	1,260	967	3,437	5,664	42%	40%	30%	34%
35-44	591	445	2,538	3,574	20%	19%	22%	21%
45-54	343	272	1,888	2,503	11%	11%	16%	15%
55-64	288	205	1,852	2,345	10%	9%	16%	14%
65+	17	9	82	108	1%	0%	1%	1%
<b>TOTAL</b>	<b>3,002</b>	<b>2,397</b>	<b>11,494</b>	<b>16,893</b>	<b>100%</b>	<b>100%</b>	<b>100%</b>	<b>100%</b>



METAL LEVEL	NEW	SEP	RENEWAL	TOTAL	NEW %	SEP %	RENEWAL %	TOTAL %
Platinum	467	420	2,049	2,936	16%	18%	18%	17%
Gold	646	529	2,368	3,543	22%	22%	21%	21%
Silver	826	609	3,283	4,718	28%	25%	29%	28%
Bronze	857	672	3,380	4,909	29%	28%	29%	29%
Catastrophic	206	167	414	787	7%	7%	4%	5%
<b>TOTAL</b>	<b>3,002</b>	<b>2,397</b>	<b>11,494</b>	<b>16,893</b>	<b>100%</b>	<b>100%</b>	<b>100%</b>	<b>100%</b>

RECEIVES APTC	NO	YES	TOTAL	% WITH APTC
Auto Renewals	8,855	479	9,334	5%
Active Renewals	2,043	117	2,160	5%
New Customers	2,782	220	3,002	7%
Special Enrollments	2,197	200	2,397	8%
<b>TOTAL</b>	<b>15,877</b>	<b>1,016</b>	<b>16,893</b>	<b>6%</b>

RECEIVES APTC	NO	YES	TOTAL
January	12,745	723	13,468
February	694	78	772
March	712	77	789
April	379	37	416
May	411	47	458
June	463	26	489
July	426	25	451
August	46	3	49
September	1		1
October	0		0
November			0
December			0
<b>TOTAL</b>	<b>15,877</b>	<b>1,016</b>	<b>16,893</b>

DC HEALTH BENEFIT EXCHANGE AUTHORITY

2018 Paid Summary

As of July 15th, 2018

CSR METAL LEVEL	TOTAL
Bronze	0
Silver	340
Gold	0
Platinum	0
<b>TOTAL</b>	<b>340</b>

% OF APTC TAKEN	AUTO RENEWAL	ACTIVE RENEWAL	NEW CUSTOMER	SEP	TOTAL
LESS THAN 85%	33	12	11	8	64
EXACTLY 85%	17	15	64	28	124
MORE THAN 85%	371	70	109	108	658
UNKNOWN	6	6	9	22	43
<b>TOTAL</b>	<b>427</b>	<b>103</b>	<b>193</b>	<b>166</b>	<b>889</b>

\* Counts do not include dependents.

\* Those marked unknown need to be investigated for recent APTC Eligibility determination.

% OF APTC TAKEN	AUTO RENEWAL	ACTIVE RENEWAL	NEW CUSTOMER	SEP	TOTAL
LESS THAN 85%	8%	12%	6%	5%	7%
EXACTLY 85%	4%	15%	33%	17%	14%
MORE THAN 85%	87%	68%	56%	65%	74%
UNKNOWN	1%	6%	5%	13%	5%
<b>TOTAL</b>	<b>100%</b>	<b>100%</b>	<b>100%</b>	<b>100%</b>	<b>100%</b>

\* Counts do not include dependents.

\* Those marked unknown need to be investigated for recent APTC Eligibility determination.