

DC HEALTH BENEFIT EXCHANGE AUTHORITY

Enrollment Summary

As of February 10th, 2019

PAID: CURRENT ENROLLMENT	
PROGRAM	LIVES
QHP	16,673
SHOP	78,075
TOTAL	94,748

** Totals As of February 10th, 2019 - PAID*

** SHOP includes 5,033 Groups*

** QHP includes 74 paid covered lives with a future start date.*

DC HEALTH BENEFIT EXCHANGE AUTHORITY
2018 Plan Selection Summary
As of February 10th, 2019

2019 Plan Selection Data

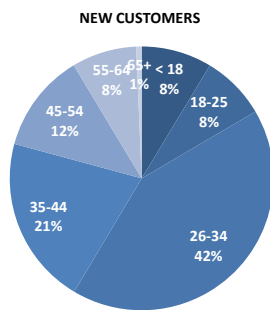
Plan Selection totals include all covered lives who selected plans for 2019, even those who did not end up paying their initial invoice.

TYPE	COUNT	PERCENT	LAST YEAR	LAST YEAR
Auto Renewals	13,907	67%	14,378	64%
Active Renewals	1,912	9%	2,720	12%
New Customers	5,075	24%	5,486	24%
Special Enrollments	0	0%	0	0%
TOTAL	20,894	100%	22,584	100%

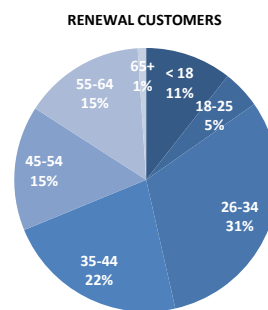
* Last Year Totals as of February 5th, 2018

START DATE	AUTO RENEWAL	ACTIVE RENEWAL	NEW CUSTOMER	SEP	TOTAL
January	13,907	1,709	3,567		19,183
February		136	819		955
March		67	686		753
April			3		3
May					0
June					0
July					0
August					0
September					0
October					0
November					0
December					0
TOTAL	13,907	1,912	5,075	0	20,894

AGE GROUPS	NEW	SEP	RENEWAL	TOTAL	NEW %	SEP %	RENEWAL %	TOTAL %
< 18	439	0	1,674	2,113	9%		11%	10%
18-25	401	0	743	1,144	8%		5%	5%
26-34	2,131	0	4,930	7,061	42%		31%	34%
35-44	1,049	0	3,535	4,584	21%		22%	22%
45-54	618	0	2,422	3,040	12%		15%	15%
55-64	403	0	2,352	2,755	8%		15%	13%
65+	34	0	163	197	1%		1%	1%
TOTAL	5,075	0	15,819	20,894	100%	0%	100%	100%



SPECIAL ENROLLMENT CUSTOMERS



METAL LEVEL	NEW	SEP	RENEWAL	TOTAL	NEW %	SEP %	RENEWAL %	TOTAL %
Platinum	750	0	2,780	3,530	15%		18%	17%
Gold	1,154	0	3,353	4,507	23%		21%	22%
Silver	1,224	0	4,332	5,556	24%		27%	27%
Bronze	1,520	0	4,705	6,225	30%		30%	30%
Catastrophic	427	0	649	1,076	8%		4%	5%
TOTAL	5,075	0	15,819	20,894	100%	0%	100%	100%

RECEIVES APTC	NO	YES	TOTAL

DC HEALTH BENEFIT EXCHANGE AUTHORITY

2018 Plan Selection Summary

As of February 10th, 2019

January	18,045	977	19,022
February	965	100	1,065
March	699	105	804
April	3		3
May			0
June			0
July			0
August			0
September			0
October			0
November			0
December			0
TOTAL	19,712	1,182	20,894

RECEIVES APTC	NO	YES	TOTAL	% WITH APTC
Auto Renewals	13,164	743	13,907	5%
Active Renewals	1,834	78	1,912	4%
New Customers	4,714	361	5,075	7%
Special Enrollments			0	
TOTAL	19,712	1,182	20,894	0

CSR METAL LEVEL	TOTAL
Bronze	3
Silver	387
Gold	0
Platinum	0
TOTAL	390

% OF APTC TAKEN	AUTO RENEWAL	ACTIVE RENEWAL	NEW CUSTOMER	SEP	TOTAL
LESS THAN 85%	32	3	14	0	49
EXACTLY 85%	1	4	104	0	109
MORE THAN 85%	568	53	165	0	786
UNKNOWN	53	7	40	0	100
TOTAL	654	67	323	0	1,044

* Counts do not include dependents.

* Those marked unknown need to be investigated for recent APTC Eligibility determination.

% OF APTC TAKEN	AUTO RENEWAL	ACTIVE RENEWAL	NEW CUSTOMER	SEP	TOTAL
LESS THAN 85%	5%	4%	4%		5%
EXACTLY 85%	0%	6%	32%		10%
MORE THAN 85%	87%	79%	51%		75%
UNKNOWN	8%	10%	12%		10%
TOTAL	100%	100%	100%	0%	100%

* Counts do not include dependents.

* Those marked unknown need to be investigated for recent APTC Eligibility determination.

DC HEALTH BENEFIT EXCHANGE AUTHORITY

2019 Paid Summary

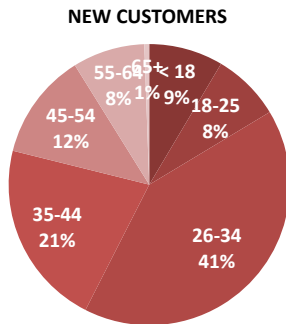
As of February 10th, 2019

2019 Paid Covered Lives

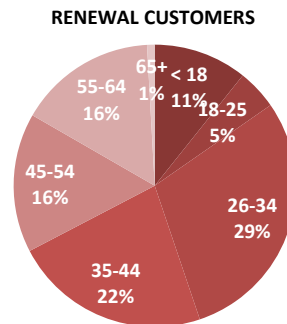
Paid totals include all covered lives who are still paying their premium and receiving coverage, including those with future start dates.

START DATE	AUTO RENEWAL	ACTIVE RENEWAL	NEW CUSTOMER	SEP	TOTAL
January	11,916	1,605	2,659		16,180
February		94	325		419
March		47	27		74
April			0		0
May					0
June					0
July					0
August					0
September					0
October					0
November					0
December					0
TOTAL	11,916	1,746	3,011	0	16,673

AGE GROUPS	NEW	SEP	RENEWAL	TOTAL	NEW %	SEP %	RENEWAL %	TOTAL %
< 18	257	0	1,465	1,722	9%		11%	10%
18-25	236	0	629	865	8%		5%	5%
26-34	1,238	0	4,029	5,267	41%		29%	32%
35-44	644	0	3,078	3,722	21%		23%	22%
45-54	369	0	2,182	2,551	12%		16%	15%
55-64	250	0	2,160	2,410	8%		16%	14%
65+	17	0	119	136	1%		1%	1%
TOTAL	3,011	0	13,662	16,673	100%	0%	100%	100%



SPECIAL ENROLLMENT CUSTOMERS



METAL LEVEL	NEW	SEP	RENEWAL	TOTAL	NEW %	SEP %	RENEWAL %	TOTAL %
Platinum	490	0	2,485	2,975	16%		18%	18%
Gold	750	0	2,966	3,716	25%		22%	22%
Silver	776	0	3,773	4,549	26%		28%	27%
Bronze	773	0	3,933	4,706	26%		29%	28%
Catastrophic	222	0	505	727	7%		4%	4%
TOTAL	3,011	0	13,662	16,673	100%	0%	100%	100%

RECEIVES APTC	NO	YES	TOTAL	% WITH APTC
Auto Renewals	11,235	681	11,916	6%
Active Renewals	1,674	72	1,746	4%
New Customers	2,831	180	3,011	6%
Special Enrollments			0	

DC HEALTH BENEFIT EXCHANGE AUTHORITY

2019 Paid Summary

As of February 10th, 2019

TOTAL	15,740	933	16,673	6%
--------------	---------------	------------	---------------	-----------

RECEIVES APTC	NO	YES	TOTAL
January	15,308	872	16,180
February	375	44	419
March	57	17	74
April	0		0
May			0
June			0
July			0
August			0
September			0
October			0
November			0
December			0
TOTAL	15,740	933	16,673

CSR METAL LEVEL	TOTAL
Bronze	2
Silver	309
Gold	0
Platinum	0
TOTAL	311

% OF APTC TAKEN	AUTO RENEWAL	ACTIVE RENEWAL	NEW CUSTOMER	SEP	TOTAL
LESS THAN 85%	27	2	8	0	37
EXACTLY 85%	1	4	57	0	62
MORE THAN 85%	516	50	89	0	655
UNKNOWN	47	6	26	0	79
TOTAL	591	62	180	0	833

*** Counts do not include dependents.**

*** Those marked unknown need to be investigated for recent APTC Eligibility determination.**

% OF APTC TAKEN	AUTO RENEWAL	ACTIVE RENEWAL	NEW CUSTOMER	SEP	TOTAL
LESS THAN 85%	5%	3%	4%		4%
EXACTLY 85%	0%	6%	32%		7%
MORE THAN 85%	87%	81%	49%		79%
UNKNOWN	8%	10%	14%		9%
TOTAL	100%	100%	100%	0%	100%

*** Counts do not include dependents.**

*** Those marked unknown need to be investigated for recent APTC Eligibility determination.**