

DC HEALTH BENEFIT EXCHANGE AUTHORITY

Enrollment Summary

As of May 5th, 2019

PAID: CURRENT ENROLLMENT	
PROGRAM	LIVES
QHP	16,094
SHOP	77,950
TOTAL	94,044

**** Totals As of May 5th, 2019 - PAID***

**** SHOP includes 5,085 Groups***

**** QHP includes 8 paid covered lives with a future start date.***

DC HEALTH BENEFIT EXCHANGE AUTHORITY
2018 Plan Selection Summary
As of May 5th, 2019

2019 Plan Selection Data

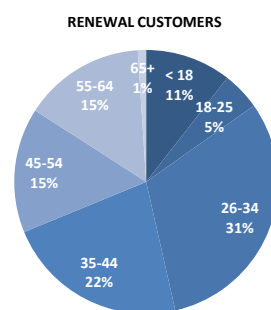
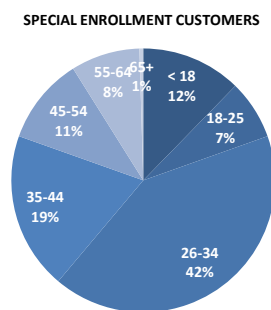
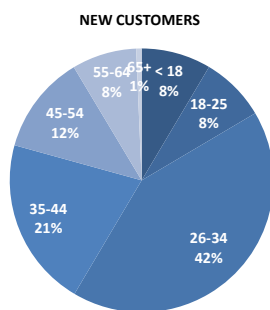
Plan Selection totals include all covered lives who selected plans for 2019, even those who did not end up paying their initial invoice.

TYPE	COUNT	PERCENT	LAST YEAR	LAST YEAR
Auto Renewals	13,545	62%	13,972	58%
Active Renewals	2,021	9%	2,803	12%
New Customers	4,945	22%	5,307	22%
Special Enrollments	1,513	7%	1,824	8%
TOTAL	22,024	100%	23,906	100%

* Last Year Totals as of May 5th, 2018

START DATE	AUTO RENEWAL	ACTIVE RENEWAL	NEW CUSTOMER	SEP	TOTAL
January	13,545	1,673	3,489	41	18,748
February		239	788	67	1,094
March		109	665	342	1,116
April			3	544	547
May				443	443
June				68	68
July				8	8
August					0
September					0
October					0
November					0
December					0
TOTAL	13,545	2,021	4,945	1,513	22,024

AGE GROUPS	NEW	SEP	RENEWAL	TOTAL	NEW %	SEP %	RENEWAL %	TOTAL %
< 18	422	186	1,641	2,249	9%	12%	11%	10%
18-25	394	110	725	1,229	8%	7%	5%	6%
26-34	2,077	629	4,864	7,570	42%	42%	31%	34%
35-44	1,028	292	3,477	4,797	21%	19%	22%	22%
45-54	599	161	2,383	3,143	12%	11%	15%	14%
55-64	392	128	2,318	2,838	8%	8%	15%	13%
65+	33	7	158	198	1%	0%	1%	1%
TOTAL	4,945	1,513	15,566	22,024	100%	100%	100%	100%



METAL LEVEL	NEW	SEP	RENEWAL	TOTAL	NEW %	SEP %	RENEWAL %	TOTAL %
Platinum	722	264	2,732	3,718	15%	17%	18%	17%
Gold	1,128	357	3,302	4,787	23%	24%	21%	22%
Silver	1,199	368	4,256	5,823	24%	24%	27%	26%
Bronze	1,474	401	4,634	6,509	30%	27%	30%	30%
Catastrophic	422	123	642	1,187	9%	8%	4%	5%
TOTAL	4,945	1,513	15,566	22,024	100%	100%	100%	100%

RECEIVES APTC	NO	YES	TOTAL	% WITH APTC
---------------	----	-----	-------	-------------

DC HEALTH BENEFIT EXCHANGE AUTHORITY
2018 Plan Selection Summary
As of May 5th, 2019

January	17,776	972	18,748	5%
February	995	99	1,094	9%
March	976	140	1,116	13%
April	494	53	547	10%
May	413	30	443	7%
June	66	2	68	3%
July	8		8	0%
August			0	
September			0	
October			0	
November			0	
December			0	
TOTAL	20,728	1,296	22,024	6%

RECEIVES APTC	NO	YES	TOTAL	% WITH APTC
Auto Renewals	12,825	720	13,545	5%
Active Renewals	1,922	99	2,021	5%
New Customers	4,591	354	4,945	7%
Special Enrollments	1,390	123	1,513	8%
TOTAL	20,728	1,296	22,024	6%

CSR METAL LEVEL	TOTAL
Bronze	2
Silver	423
Gold	0
Platinum	0
TOTAL	425

% OF APTC TAKEN	AUTO RENEWAL	ACTIVE RENEWAL	NEW CUSTOMER	SEP	TOTAL
LESS THAN 85%	31	4	19	6	60
EXACTLY 85%	3	4	99	18	124
MORE THAN 85%	561	70	192	70	893
UNKNOWN	41	5	12	14	72
TOTAL	636	83	322	108	1,149

* Counts do not include dependents.

* Those marked unknown need to be investigated for recent APTC Eligibility determination.

% OF APTC TAKEN	AUTO RENEWAL	ACTIVE RENEWAL	NEW CUSTOMER	SEP	TOTAL
LESS THAN 85%	5%	5%	6%	6%	5%
EXACTLY 85%	0%	5%	31%	17%	11%
MORE THAN 85%	88%	84%	60%	65%	78%
UNKNOWN	6%	6%	4%	13%	6%
TOTAL	100%	100%	100%	100%	100%

* Counts do not include dependents.

* Those marked unknown need to be investigated for recent APTC Eligibility determination.

DC HEALTH BENEFIT EXCHANGE AUTHORITY

2019 Paid Summary

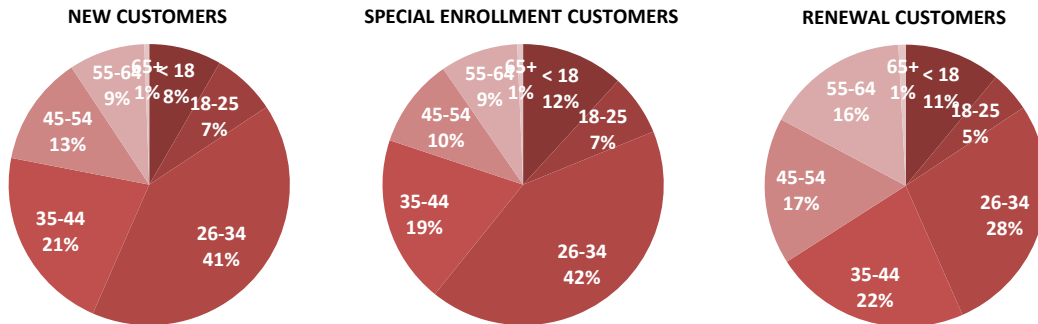
As of May 5th, 2019

2019 Paid Covered Lives

Paid totals include all covered lives who are still paying their premium and receiving coverage, including those with future start dates.

START DATE	AUTO RENEWAL	ACTIVE RENEWAL	NEW CUSTOMER	SEP	TOTAL
January	10,136	1,415	2,211	36	13,798
February		203	533	61	797
March		91	452	261	804
April			2	435	437
May				250	250
June				6	6
July				2	2
August					0
September					0
October					0
November					0
December					0
TOTAL	10,136	1,709	3,198	1,051	16,094

AGE GROUPS	NEW	SEP	RENEWAL	TOTAL	NEW %	SEP %	RENEWAL %	TOTAL %
< 18	267	124	1,307	1,698	8%	12%	11%	11%
18-25	235	74	549	858	7%	7%	5%	5%
26-34	1,307	441	3,285	5,033	41%	42%	28%	31%
35-44	687	203	2,670	3,560	21%	19%	23%	22%
45-54	404	108	1,994	2,506	13%	10%	17%	16%
55-64	280	94	1,941	2,315	9%	9%	16%	14%
65+	18	7	99	124	1%	1%	1%	1%
TOTAL	3,198	1,051	11,845	16,094	100%	100%	100%	100%



METAL LEVEL	NEW	SEP	RENEWAL	TOTAL	NEW %	SEP %	RENEWAL %	TOTAL %
Platinum	513	196	2,183	2,892	16%	19%	18%	18%
Gold	785	263	2,591	3,639	25%	25%	22%	23%
Silver	825	265	3,297	4,387	26%	25%	28%	27%
Bronze	834	254	3,352	4,440	26%	24%	28%	28%
Catastrophic	241	73	422	736	8%	7%	4%	5%
TOTAL	3,198	1,051	11,845	16,094	100%	100%	100%	100%

RECEIVES APTC	NO	YES	TOTAL	% WITH APTC
Auto Renewals	9,537	599	10,136	6%
Active Renewals	1,619	90	1,709	5%
New Customers	2,951	247	3,198	8%
Special Enrollments	957	94	1,051	

DC HEALTH BENEFIT EXCHANGE AUTHORITY

2019 Paid Summary

As of May 5th, 2019

TOTAL	15,064	1,030	16,094	7%
--------------	---------------	--------------	---------------	-----------

RECEIVES APTC	NO	YES	TOTAL
January	13,014	784	13,798
February	724	73	797
March	694	110	804
April	391	46	437
May	233	17	250
June	6	0	6
July	2		2
August			0
September			0
October			0
November			0
December			0
TOTAL	15,064	1,030	16,094

CSR METAL LEVEL	TOTAL
Bronze	2
Silver	339
Gold	0
Platinum	0
TOTAL	341

% OF APTC TAKEN	AUTO RENEWAL	ACTIVE RENEWAL	NEW CUSTOMER	SEP	TOTAL
LESS THAN 85%	24	3	12	5	44
EXACTLY 85%	3	4	64	16	87
MORE THAN 85%	469	65	139	53	726
UNKNOWN	31	5	10	9	55
TOTAL	527	77	225	83	912

*** Counts do not include dependents.**

*** Those marked unknown need to be investigated for recent APTC Eligibility determination.**

% OF APTC TAKEN	AUTO RENEWAL	ACTIVE RENEWAL	NEW CUSTOMER	SEP	TOTAL
LESS THAN 85%	5%	4%	5%		5%
EXACTLY 85%	1%	5%	28%		10%
MORE THAN 85%	89%	84%	62%		80%
UNKNOWN	6%	6%	4%		6%
TOTAL	100%	100%	100%	0%	100%

*** Counts do not include dependents.**

*** Those marked unknown need to be investigated for recent APTC Eligibility determination.**