

**DC HEALTH BENEFIT EXCHANGE AUTHORITY**

**Enrollment Summary**

*As of May 7th, 2022*

<b>INDIVIDUAL ENROLLMENT</b>	<b>COVERED LIVES</b>
Current Enrollment	14,889
Enrollment 1 Year Ago	16,280
<b>CHANGE</b>	<b>-1,391</b>

<b>SHOP ENROLLMENT</b>	<b>GROUPS</b>	<b>COVERED LIVES</b>
Current Enrollment	5,319	84,401
Enrollment 1 Year Ago	5,209	81,006
<b>CHANGE</b>	<b>110</b>	<b>3,395</b>

DC HEALTH BENEFIT EXCHANGE AUTHORITY

2022 Plan Selection Summary

As of May 7th, 2022

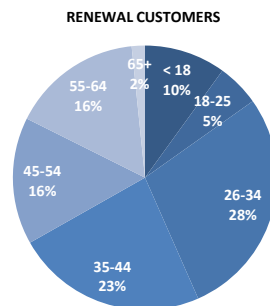
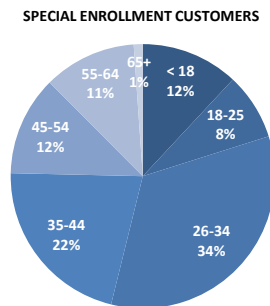
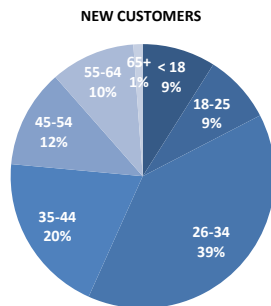
2022 Plan Selection Data

Plan Selection totals include all covered lives who selected plans for 2022, even those who did not end up paying their initial invoice.

TYPE	COUNT	PERCENT	LAST YEAR	PERCENT
Auto Renewals	14,259	71%	15,624	73%
Active Renewals	1,231	6%	1,032	5%
New Customers	2,897	14%	3,340	16%
SEP	1,725	9%	1,469	7%
<b>TOTAL</b>	<b>20,112</b>	<b>100%</b>	<b>21,465</b>	<b>100%</b>

START DATE	AUTO RENEWAL	ACTIVE RENEWAL	NEW CUSTOMER	SEP	TOTAL
January	14,259	995	1,762	103	17,119
February		169	780	153	1,102
March		67	354	425	846
April			1	582	583
May				395	395
June				65	65
July				1	1
August				1	1
September					0
October					0
November					0
December					0
<b>TOTAL</b>	<b>14,259</b>	<b>1,231</b>	<b>2,897</b>	<b>1,725</b>	<b>20,112</b>

AGE GROUPS	NEW	SEP	RENEWAL	TOTAL	NEW %	SEP %	RENEWAL %	TOTAL %
< 18	260	206	1,545	2,011	9%	12%	10%	10%
18-25	244	141	807	1,192	8%	8%	5%	6%
26-34	1,139	582	4,370	6,091	39%	34%	28%	30%
35-44	572	371	3,626	4,569	20%	22%	23%	23%
45-54	349	210	2,411	2,970	12%	12%	16%	15%
55-64	300	196	2,481	2,977	10%	11%	16%	15%
65+	33	19	250	302	1%	1%	2%	2%
<b>TOTAL</b>	<b>2,897</b>	<b>1,725</b>	<b>15,490</b>	<b>20,112</b>	<b>100%</b>	<b>100%</b>	<b>100%</b>	<b>100%</b>



METAL LEVEL	NEW	SEP	RENEWAL	TOTAL	NEW %	SEP %	RENEWAL %	TOTAL %
Platinum	488	295	2,833	3,616	17%	17%	18%	18%
Gold	750	453	3,885	5,088	26%	26%	25%	25%
Silver	592	371	3,995	4,958	20%	22%	26%	25%
Bronze	869	530	4,275	5,674	30%	31%	28%	28%
Catastrophic	198	76	502	776	7%	4%	3%	4%
<b>TOTAL</b>	<b>2,897</b>	<b>1,725</b>	<b>15,490</b>	<b>20,112</b>	<b>100%</b>	<b>100%</b>	<b>100%</b>	<b>100%</b>

DC HEALTH BENEFIT EXCHANGE AUTHORITY

2022 Plan Selection Summary

As of May 7th, 2022

RECEIVES APTC	NO	YES	TOTAL	% WITH APTC
January	14,416	2,593	17,009	15%
February	917	265	1,182	22%
March	668	208	876	24%
April	484	99	583	17%
May	308	87	395	22%
June	47	18	65	28%
July	1		1	0%
August				
September	1		1	0%
October				
November				
December				
<b>TOTAL</b>	<b>16,842</b>	<b>3,270</b>	<b>20,112</b>	<b>16%</b>

RECEIVES APTC	NO	YES	TOTAL	% WITH APTC
Auto Renewals	12,257	2,002	14,259	14%
Active Renewals	931	300	1,231	24%
New Customers	2,338	559	2,897	19%
SEP	1,316	409	1,725	24%
<b>TOTAL</b>	<b>16,842</b>	<b>3,270</b>	<b>20,112</b>	<b>16%</b>

CSR METAL LEVEL	TOTAL
Bronze	0
Silver	440
Gold	0
Platinum	0
<b>TOTAL</b>	<b>440</b>

DC HEALTH BENEFIT EXCHANGE AUTHORITY

2022 Paid Summary

As of May 7th, 2022

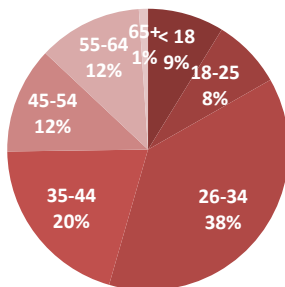
2022 Paid Covered Lives

Paid totals include all covered lives who are still paying their premium and receiving coverage.

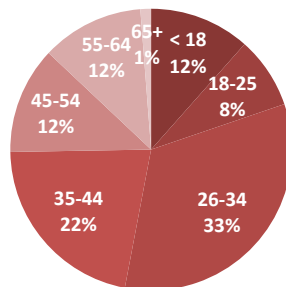
START DATE	AUTO RENEWAL	ACTIVE RENEWAL	NEW CUSTOMER	SEP	TOTAL
January	10,463	851	1,167	87	12,568
February		135	517	113	765
March		53	230	351	634
April			1	532	533
May				389	389
June					
July					
August					
September					
October					
November					
December					
<b>TOTAL</b>	<b>10,463</b>	<b>1,039</b>	<b>1,915</b>	<b>1,472</b>	<b>14,889</b>

AGE GROUPS	NEW	SEP	RENEWAL	TOTAL	NEW %	SEP %	RENEWAL %	TOTAL %
< 18	168	170	1,214	1,552	9%	12%	11%	10%
18-25	153	121	559	833	8%	8%	5%	6%
26-34	722	489	2,843	4,054	38%	33%	25%	27%
35-44	389	320	2,675	3,384	20%	22%	23%	23%
45-54	234	181	1,979	2,394	12%	12%	17%	16%
55-64	229	173	2,082	2,484	12%	12%	18%	17%
65+	20	18	150	188	1%	1%	1%	1%
<b>TOTAL</b>	<b>1,915</b>	<b>1,472</b>	<b>11,502</b>	<b>14,889</b>	<b>100%</b>	<b>100%</b>	<b>100%</b>	<b>100%</b>

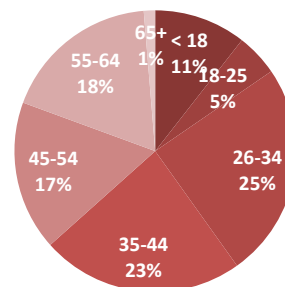
NEW CUSTOMERS



SPECIAL ENROLLMENT CUSTOMERS



RENEWAL CUSTOMERS



METAL LEVEL	NEW	SEP	RENEWAL	TOTAL	NEW %	SEP %	RENEWAL %	TOTAL %
Platinum	356	252	2,266	2,874	19%	17%	20%	19%
Gold	541	392	2,982	3,915	28%	27%	26%	26%
Silver	408	315	2,915	3,638	21%	21%	25%	24%
Bronze	495	450	3,026	3,971	26%	31%	26%	27%
Catastrophic	115	63	313	491	6%	4%	3%	3%
<b>TOTAL</b>	<b>1,915</b>	<b>1,472</b>	<b>11,502</b>	<b>14,889</b>	<b>100%</b>	<b>100%</b>	<b>100%</b>	<b>100%</b>

**DC HEALTH BENEFIT EXCHANGE AUTHORITY**

**2022 Paid Summary**

*As of May 7th, 2022*

RECEIVES APTC	NO	YES	TOTAL	% WITH APTC
Auto Renewals	8,917	1,546	10,463	15%
Active RENEALS	786	253	1,039	24%
New Customers	1,492	423	1,915	22%
Special Enrollments	1,115	357	1,472	24%
<b>TOTAL</b>	<b>12,310</b>	<b>2,579</b>	<b>14,889</b>	<b>21%</b>

RECEIVES APTC	NO	YES	TOTAL
January	10,473	2,019	12,492
February	613	209	822
March	483	170	653
April	439	94	533
May	302	87	389
June			
July			
August			
September			
October			
November			
December			
<b>TOTAL</b>	<b>12,310</b>	<b>2,579</b>	<b>14,889</b>

CSR METAL LEVEL	TOTAL
Bronze	0
Silver	336
Gold	0
Platinum	0
<b>TOTAL</b>	<b>336</b>