

DC HEALTH BENEFIT EXCHANGE AUTHORITY

Enrollment Summary

As of July 9th, 2022

INDIVIDUAL ENROLLMENT	COVERED LIVES
Current Enrollment	14,680
Enrollment 1 Year Ago	16,553
CHANGE	-1,873

SHOP ENROLLMENT	GROUPS	COVERED LIVES
Current Enrollment	5,335	85,473
Enrollment 1 Year Ago	5,215	81,734
CHANGE	120	3,739

DC HEALTH BENEFIT EXCHANGE AUTHORITY

2022 Plan Selection Summary

As of July 9th, 2022

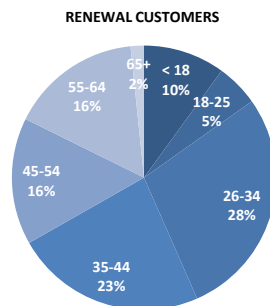
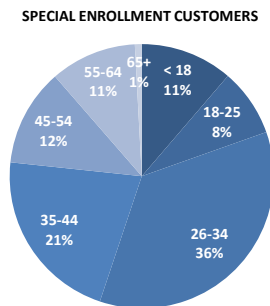
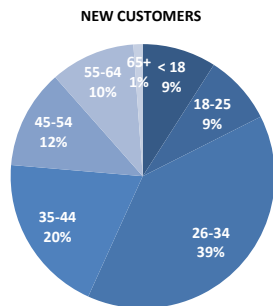
2022 Plan Selection Data

Plan Selection totals include all covered lives who selected plans for 2022, even those who did not end up paying their initial invoice.

TYPE	COUNT	PERCENT	LAST YEAR	PERCENT
Auto Renewals	14,083	67%	15,623	70%
Active Renewals	1,211	6%	1,032	5%
New Customers	2,829	13%	3,340	15%
SEP	2,860	14%	2,465	11%
TOTAL	20,983	100%	22,460	100%

START DATE	AUTO RENEWAL	ACTIVE RENEWAL	NEW CUSTOMER	SEP	TOTAL
January	14,083	981	1,720	110	16,894
February		168	764	144	1,076
March		62	344	424	830
April			1	570	571
May				494	494
June				528	528
July				468	468
August				113	113
September				9	9
October					0
November					0
December					0
TOTAL	14,083	1,211	2,829	2,860	20,983

AGE GROUPS	NEW	SEP	RENEWAL	TOTAL	NEW %	SEP %	RENEWAL %	TOTAL %
< 18	256	323	1,529	2,108	9%	11%	10%	10%
18-25	241	237	796	1,274	9%	8%	5%	6%
26-34	1,109	1,017	4,314	6,440	39%	36%	28%	31%
35-44	554	616	3,573	4,743	20%	22%	23%	23%
45-54	343	341	2,376	3,060	12%	12%	16%	15%
55-64	294	302	2,457	3,053	10%	11%	16%	15%
65+	32	24	249	305	1%	1%	2%	1%
TOTAL	2,829	2,860	15,294	20,983	100%	100%	100%	100%



METAL LEVEL	NEW	SEP	RENEWAL	TOTAL	NEW %	SEP %	RENEWAL %	TOTAL %
Platinum	470	477	2,805	3,752	17%	17%	18%	18%
Gold	729	789	3,837	5,355	26%	28%	25%	26%
Silver	578	611	3,931	5,120	20%	21%	26%	24%
Bronze	855	845	4,224	5,924	30%	30%	28%	28%
Catastrophic	197	138	497	832	7%	5%	3%	4%
TOTAL	2,829	2,860	15,294	20,983	100%	100%	100%	100%

DC HEALTH BENEFIT EXCHANGE AUTHORITY**2022 Plan Selection Summary***As of July 9th, 2022*

RECEIVES APTC	NO	YES	TOTAL	% WITH APTC
January	14,256	2,534	16,790	15%
February	889	262	1,151	23%
March	653	206	859	24%
April	475	96	571	17%
May	385	109	494	22%
June	405	123	528	23%
July	384	84	468	18%
August	100	13	113	12%
September	8	1	9	11%
October			0	
November			0	
December			0	
TOTAL	17,555	3,428	20,983	16%

RECEIVES APTC	NO	YES	TOTAL	% WITH APTC
Auto Renewals	12,133	1,950	14,083	14%
Active Renewals	916	295	1,211	24%
New Customers	2,277	552	2,829	20%
SEP	2,229	631	2,860	22%
TOTAL	17,555	3,428	20,983	16%

CSR METAL LEVEL	TOTAL
Bronze	0
Silver	487
Gold	0
Platinum	0
TOTAL	487

DC HEALTH BENEFIT EXCHANGE AUTHORITY

2022 Paid Summary

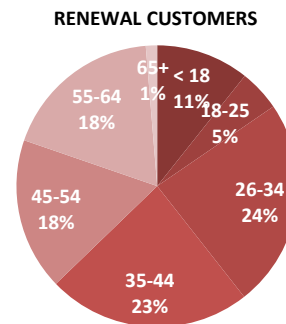
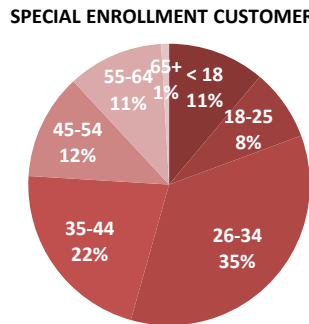
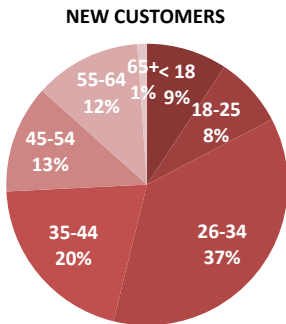
As of July 9th, 2022

2022 Paid Covered Lives

Paid totals include all covered lives who are still paying their premium and receiving coverage.

START DATE	AUTO RENEWAL	ACTIVE RENEWAL	NEW CUSTOMER	SEP	TOTAL
January	9,816	784	1,044	89	11,733
February		116	472	91	679
March		45	201	305	551
April			1	417	418
May				402	402
June				445	445
July				452	452
August					0
September					0
October					0
November					0
December					0
TOTAL	9,816	945	1,718	2,201	14,680

AGE GROUPS	NEW	SEP	RENEWAL	TOTAL	NEW %	SEP %	RENEWAL %	TOTAL %
< 18	159	245	1,150	1,554	9%	11%	11%	11%
18-25	139	181	511	831	8%	8%	5%	6%
26-34	627	771	2,579	3,977	36%	35%	24%	27%
35-44	350	475	2,516	3,341	20%	22%	23%	23%
45-54	213	267	1,883	2,363	12%	12%	17%	16%
55-64	211	242	1,982	2,435	12%	11%	18%	17%
65+	19	20	140	179	1%	1%	1%	1%
TOTAL	1,718	2,201	10,761	14,680	100%	100%	100%	100%



METAL LEVEL	NEW	SEP	RENEWAL	TOTAL	NEW %	SEP %	RENEWAL %	TOTAL %
Platinum	327	351	2,134	2,812	19%	16%	20%	19%
Gold	484	640	2,798	3,922	28%	29%	26%	27%
Silver	361	467	2,723	3,551	21%	21%	25%	24%
Bronze	440	649	2,823	3,912	26%	29%	26%	27%
Catastrophic	106	94	283	483	6%	4%	3%	3%
TOTAL	1,718	2,201	10,761	14,680	100%	100%	100%	100%

DC HEALTH BENEFIT EXCHANGE AUTHORITY

2022 Paid Summary

As of July 9th, 2022

RECEIVES APTC	NO	YES	TOTAL	% WITH APTC
Auto Renewals	8,394	1,422	9,816	14%
Active RENEALS	718	227	945	24%
New Customers	1,333	385	1,718	22%
Special Enrollments	1,683	518	2,201	24%
TOTAL	12,128	2,552	14,680	21%

RECEIVES APTC	NO	YES	TOTAL
January	9,813	1,855	11,668
February	549	182	731
March	411	153	564
April	337	81	418
May	311	91	402
June	339	106	445
July	368	84	452
August			
September			
October			
November			
December			
TOTAL	12,128	2,552	14,680

CSR METAL LEVEL	TOTAL
Bronze	0
Silver	360
Gold	0
Platinum	0
TOTAL	360