

DC HEALTH BENEFIT EXCHANGE AUTHORITY

Enrollment Summary

As of May 8th, 2023

INDIVIDUAL ENROLLMENT	COVERED LIVES
Current Enrollment	14,026
Enrollment 1 Year Ago	14,632
CHANGE	-606

SHOP ENROLLMENT	GROUPS	COVERED LIVES
Current Enrollment	5,345	86,608
Enrollment 1 Year Ago	5,319	84,401
CHANGE	26	2,207

DC HEALTH BENEFIT EXCHANGE AUTHORITY

2023 Plan Selection Summary

As of May 8th, 2023

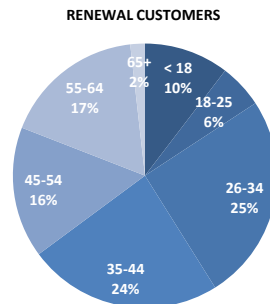
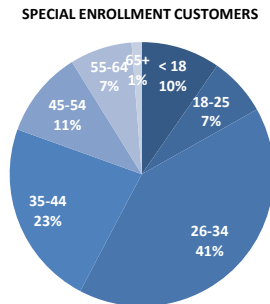
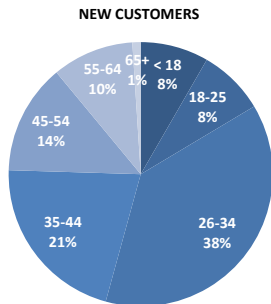
2023 Plan Selection Data

Plan Selection totals include all covered lives who selected plans for 2023, even those who did not end up paying their initial invoice.

TYPE	COUNT	PERCENT	LAST YEAR	PERCENT
Auto Renewals	13,028	71%	13,683	71%
Active Renewals	1,369	7%	1,146	6%
New Customers	2,843	15%	2,688	14%
SEP	1,128	6%	2,137	0%
TOTAL	18,368	100%	19,379	90%

START DATE	AUTO RENEWAL	ACTIVE RENEWAL	NEW CUSTOMER	SEP	TOTAL
January	13,028	1,108	1,685	30	15,851
February		176	685	55	916
March		85	473	265	823
April				402	402
May				317	317
June				52	52
July				7	7
August					0
September					0
October					0
November					0
December					0
TOTAL	13,028	1,369	2,843	1,128	18,368

AGE GROUPS	NEW	SEP	RENEWAL	TOTAL	NEW %	SEP %	RENEWAL %	TOTAL %
< 18	237	109	1,494	1,840	8%	10%	10%	10%
18-25	230	81	775	1,086	8%	7%	5%	6%
26-34	1,076	461	3,646	5,183	38%	41%	25%	28%
35-44	603	257	3,423	4,283	21%	23%	24%	23%
45-54	384	120	2,310	2,814	14%	11%	16%	15%
55-64	284	86	2,492	2,862	10%	8%	17%	16%
65+	29	14	257	300	1%	1%	2%	2%
TOTAL	2,843	1,128	14,397	18,368	100%	100%	100%	100%



METAL LEVEL	NEW	SEP	RENEWAL	TOTAL	NEW %	SEP %	RENEWAL %	TOTAL %
Platinum	373	148	2,641	3,162	13%	13%	18%	17%
Gold	687	271	3,835	4,793	24%	24%	27%	26%
Silver	659	281	3,461	4,401	23%	25%	24%	24%
Bronze	972	361	4,045	5,378	34%	32%	28%	29%
Catastrophic	152	67	415	634	5%	6%	3%	3%
TOTAL	2,843	1,128	14,397	18,368	100%	100%	100%	100%

DC HEALTH BENEFIT EXCHANGE AUTHORITY

2023 Plan Selection Summary

As of May 8th, 2023

RECEIVES APTC	NO	YES	TOTAL	% WITH APTC
January	12,677	2,711	15,388	18%
February	769	323	1,092	30%
March	639	231	870	27%
April	441	103	544	19%
May	315	92	407	23%
June	50	10	60	17%
July	6	1	7	14%
August				
September				
October				
November				
December				
TOTAL	14,897	3,471	18,368	19%

RECEIVES APTC	NO	YES	TOTAL	% WITH APTC
Auto Renewals	10,830	2,198	13,028	17%
Active Renewals	1,016	353	1,369	26%
New Customers	2,176	667	2,843	23%
SEP	875	253	1,128	22%
TOTAL	14,897	3,471	18,368	19%

CSR METAL LEVEL	TOTAL
Bronze	0
Silver	552
Gold	0
Platinum	0
TOTAL	552

DC HEALTH BENEFIT EXCHANGE AUTHORITY

2023 Paid Summary

As of May 8th, 2023

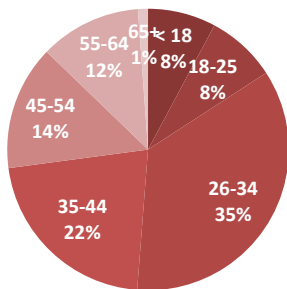
2023 Paid Covered Lives

Paid totals include all covered lives who are still paying their premium and receiving coverage.

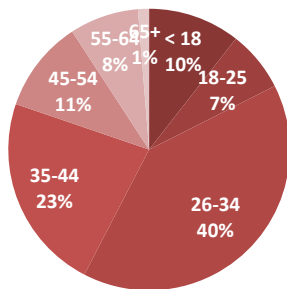
START DATE	AUTO RENEWAL	ACTIVE RENEWAL	NEW CUSTOMER	SEP	TOTAL
January	9,964	973	1,095	30	12,062
February		158	486	41	685
March		78	326	217	621
April				352	352
May				306	306
June					0
July					0
August					0
September					0
October					0
November					0
December					0
TOTAL	9,964	1,209	1,907	946	14,026

AGE GROUPS	NEW	SEP	RENEWAL	TOTAL	NEW %	SEP %	RENEWAL %	TOTAL %
< 18	149	100	1,219	1,468	8%	11%	11%	10%
18-25	153	66	604	823	8%	7%	5%	6%
26-34	675	379	2,499	3,553	35%	40%	22%	25%
35-44	413	214	2,662	3,289	22%	23%	24%	23%
45-54	273	100	1,940	2,313	14%	11%	17%	16%
55-64	222	75	2,081	2,378	12%	8%	19%	17%
65+	22	12	168	202	1%	1%	2%	1%
TOTAL	1,907	946	11,173	14,026	100%	100%	100%	100%

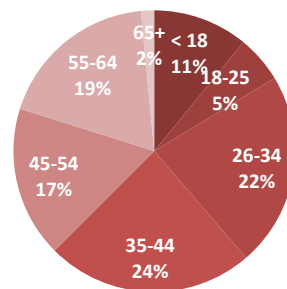
NEW CUSTOMERS



SPECIAL ENROLLMENT CUSTOMERS



RENEWAL CUSTOMERS



METAL LEVEL	NEW	SEP	RENEWAL	TOTAL	NEW %	SEP %	RENEWAL %	TOTAL %
Platinum	275	126	2,095	2,496	14%	13%	19%	18%
Gold	500	230	3,033	3,763	26%	24%	27%	27%
Silver	484	250	2,676	3,410	25%	26%	24%	24%
Bronze	570	285	3,097	3,952	30%	30%	28%	28%
Catastrophic	78	55	272	405	4%	6%	2%	3%
TOTAL	1,907	946	11,173	14,026	100%	100%	100%	100%

DC HEALTH BENEFIT EXCHANGE AUTHORITY

2023 Paid Summary

As of May 8th, 2023

RECEIVES APTC	NO	YES	TOTAL	% WITH APTC
Auto Renewals	8,171	1,793	9,964	18%
Active RENEALS	888	321	1,209	27%
New Customers	1,394	513	1,907	27%
Special Enrollments	715	231	946	24%
TOTAL	11,168	2,858	14,026	26%

RECEIVES APTC	NO	YES	TOTAL
January	9,437	2,206	11,643
February	567	271	838
March	479	192	671
April	387	99	486
May	298	90	388
June			
July			
August			
September			
October			
November			
December			
TOTAL	11,168	2,858	14,026

CSR METAL LEVEL	TOTAL
Bronze	0
Silver	451
Gold	0
Platinum	0
TOTAL	451