

DC HEALTH BENEFIT EXCHANGE AUTHORITY

Enrollment Summary

As of July 8th, 2023

INDIVIDUAL ENROLLMENT	COVERED LIVES
Current Enrollment	13,972
Enrollment 1 Year Ago	14,447
CHANGE	-475

SHOP ENROLLMENT	GROUPS	COVERED LIVES
Current Enrollment	5,332	87,102
Enrollment 1 Year Ago	5,335	85,473
CHANGE	-3	1,629

DC HEALTH BENEFIT EXCHANGE AUTHORITY

2023 Plan Selection Summary

As of July 8th, 2023

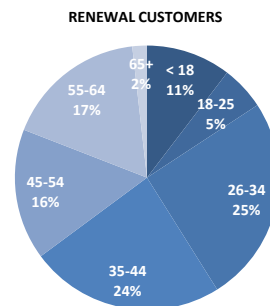
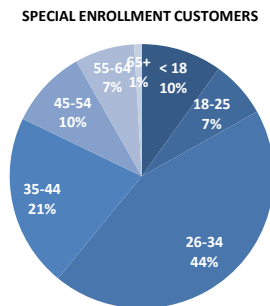
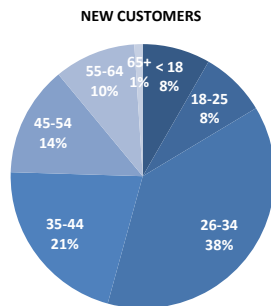
2023 Plan Selection Data

Plan Selection totals include all covered lives who selected plans for 2023, even those who did not end up paying their initial invoice.

TYPE	COUNT	PERCENT	LAST YEAR	PERCENT
Auto Renewals	13,028	68%	13,683	66%
Active Renewals	1,369	7%	1,146	5%
New Customers	2,843	15%	2,688	13%
SEP	1,932	10%	3,351	16%
TOTAL	19,172	100%	20,868	100%

START DATE	AUTO RENEWAL	ACTIVE RENEWAL	NEW CUSTOMER	SEP	TOTAL
January	13,028	1,095	1,647	30	15,800
February		173	671	54	898
March		101	525	261	887
April				392	392
May				353	353
June				388	388
July				382	382
August				64	64
September				8	8
October					0
November					0
December					0
TOTAL	13,028	1,369	2,843	1,932	19,172

AGE GROUPS	NEW	SEP	RENEWAL	TOTAL	NEW %	SEP %	RENEWAL %	TOTAL %
< 18	236	191	1,494	1,921	8%	10%	10%	10%
18-25	230	135	774	1,139	8%	7%	5%	6%
26-34	1,077	851	3,646	5,574	38%	44%	25%	29%
35-44	603	410	3,423	4,436	21%	21%	24%	23%
45-54	384	186	2,310	2,880	14%	10%	16%	15%
55-64	284	141	2,493	2,918	10%	7%	17%	15%
65+	29	18	257	304	1%	1%	2%	2%
TOTAL	2,843	1,932	14,397	19,172	100%	100%	100%	100%



METAL LEVEL	NEW	SEP	RENEWAL	TOTAL	NEW %	SEP %	RENEWAL %	TOTAL %
Platinum	372	290	2,636	3,298	13%	15%	18%	17%
Gold	687	456	3,838	4,981	24%	24%	27%	26%
Silver	661	464	3,461	4,586	23%	24%	24%	24%
Bronze	971	599	4,048	5,618	34%	31%	28%	29%
Catastrophic	152	123	414	689	5%	6%	3%	4%
TOTAL	2,843	1,932	14,397	19,172	100%	100%	100%	100%

DC HEALTH BENEFIT EXCHANGE AUTHORITY

2023 Plan Selection Summary

As of July 8th, 2023

RECEIVES APTC	NO	YES	TOTAL	% WITH APTC
January	12,555	2,654	15,209	17%
February	762	306	1,068	29%
March	625	233	858	27%
April	429	105	534	20%
May	380	113	493	23%
June	372	111	483	23%
July	343	102	445	23%
August	53	21	74	28%
September	7	1	8	13%
October				
November				
December				
TOTAL	15,526	3,646	19,172	19%

RECEIVES APTC	NO	YES	TOTAL	% WITH APTC
Auto Renewals	10,831	2,197	13,028	17%
Active Renewals	1,009	360	1,369	26%
New Customers	2,182	661	2,843	23%
SEP	1,504	428	1,932	22%
TOTAL	15,526	3,646	19,172	19%

CSR METAL LEVEL	TOTAL
Bronze	0
Silver	595
Gold	0
Platinum	0
TOTAL	595

DC HEALTH BENEFIT EXCHANGE AUTHORITY

2023 Paid Summary

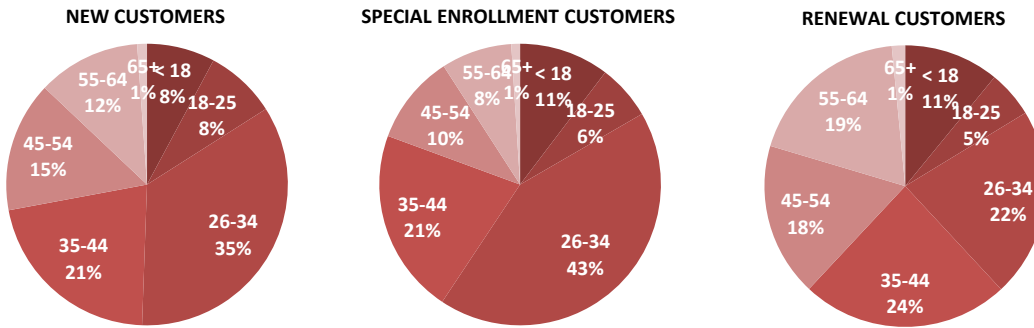
As of July 8th, 2023

2023 Paid Covered Lives

Paid totals include all covered lives who are still paying their premium and receiving coverage.

START DATE	AUTO RENEWAL	ACTIVE RENEWAL	NEW CUSTOMER	SEP	TOTAL
January	9,562	914	1,009	30	11,515
February	0	143	430	36	609
March	0	87	337	172	596
April	0	0	0	279	279
May	0	0	0	274	274
June	0	0	0	337	337
July	0	0	0	362	362
August	0	0	0	0	0
September	0	0	0	0	0
October					0
November					0
December					0
TOTAL	9,562	1,144	1,776	1,490	13,972

AGE GROUPS	NEW	SEP	RENEWAL	TOTAL	NEW %	SEP %	RENEWAL %	TOTAL %
< 18	139	154	1,170	1,463	8%	10%	11%	10%
18-25	145	94	574	813	8%	6%	5%	6%
26-34	614	636	2,333	3,583	35%	43%	22%	26%
35-44	382	317	2,557	3,256	22%	21%	24%	23%
45-54	266	153	1,889	2,308	15%	10%	18%	17%
55-64	210	121	2,019	2,350	12%	8%	19%	17%
65+	20	15	164	199	1%	1%	2%	1%
TOTAL	1,776	1,490	10,706	13,972	100%	100%	100%	100%



METAL LEVEL	NEW	SEP	RENEWAL	TOTAL	NEW %	SEP %	RENEWAL %	TOTAL %
Platinum	265	233	2,004	2,502	15%	16%	19%	18%
Gold	473	381	2,900	3,754	27%	26%	27%	27%
Silver	457	366	2,577	3,400	26%	25%	24%	24%
Bronze	508	420	2,971	3,899	29%	28%	28%	28%
Catastrophic	73	90	254	417	4%	6%	2%	3%
TOTAL	1,776	1,490	10,706	13,972	100%	100%	100%	100%

DC HEALTH BENEFIT EXCHANGE AUTHORITY

2023 Paid Summary

As of July 8th, 2023

RECEIVES APTC	NO	YES	TOTAL	% WITH APTC
Auto Renewals	7,861	1,701	9,562	18%
Active RENEALS	836	308	1,144	27%
New Customers	1,305	471	1,776	27%
Special Enrollments	1,134	356	1,490	24%
TOTAL	11,136	2,836	13,972	25%

RECEIVES APTC	NO	YES	TOTAL
January	8,977	2,038	11,015
February	507	233	740
March	399	182	581
April	307	90	397
May	300	97	397
June	318	100	418
July	328	96	424
August			
September			
October			
November			
December			
TOTAL	11,136	2,836	13,972

CSR METAL LEVEL	TOTAL
Bronze	0
Silver	450
Gold	0
Platinum	0
TOTAL	450