

DC HEALTH BENEFIT EXCHANGE AUTHORITY

Enrollment Summary

As of January 4th, 2024

INDIVIDUAL ENROLLMENT	COVERED LIVES
Current Enrollment	14,248
Enrollment 1 Year Ago	13,941
CHANGE	307

SHOP ENROLLMENT	GROUPS	COVERED LIVES
Current Enrollment	5,267	86,639
Enrollment 1 Year Ago	5,381	87,033
CHANGE	-114	-394

DC HEALTH BENEFIT EXCHANGE AUTHORITY

2024 Plan Selection Summary

As of January 4th, 2024

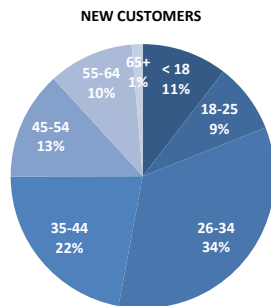
2024 Plan Selection Data

Plan Selection totals include all covered lives who selected plans, even those who did not end up paying their initial invoice.

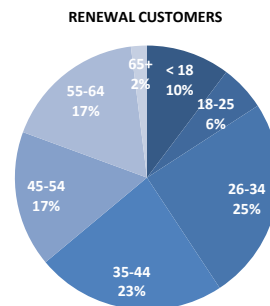
TYPE	COUNT	PERCENT	LAST YEAR	PERCENT
Auto Renewals	12,463	80%	13,227	82%
Active Renewals	1,390	9%	1,171	7%
New Customers	1,789	11%	1,793	11%
SEP	0	0%	0	0%
TOTAL	15,642	100%	16,191	100%

START DATE	AUTO RENEWAL	ACTIVE RENEWAL	NEW CUSTOMER	SEP	TOTAL
January	12,463	1,328	1,606		15,397
February		62	183		245
March					0
April					0
May					0
June					0
July					0
August					0
September					0
October					0
November					0
December					0
TOTAL	12,463	1,390	1,789	0	15,642

AGE GROUPS	NEW	SEP	RENEWAL	TOTAL	NEW %	SEP %	RENEWAL %	TOTAL %
< 18	187	0	1,421	1,608	10%	0%	10%	10%
18-25	153	0	773	926	9%	0%	6%	6%
26-34	607	0	3,447	4,054	34%	0%	25%	26%
35-44	394	0	3,216	3,610	22%	0%	23%	23%
45-54	237	0	2,308	2,545	13%	0%	17%	16%
55-64	187	0	2,418	2,605	10%	0%	17%	17%
65+	24	0	270	294	1%	0%	2%	2%
TOTAL	1,789	0	13,853	15,642	100%	0%	100%	100%



SPECIAL ENROLLMENT CUSTOMERS



METAL LEVEL	NEW	SEP	RENEWAL	TOTAL	NEW %	SEP %	RENEWAL %	TOTAL %
Platinum	249	0	2,361	2,610	14%	0%	17%	17%
Gold	500	0	3,841	4,341	28%	0%	28%	28%
Silver	359	0	3,135	3,494	20%	0%	23%	22%
Bronze	590	0	4,152	4,742	33%	0%	30%	30%
Catastrophic	91	0	364	455	5%	0%	3%	3%
TOTAL	1,789	0	13,853	15,642	100%	0%	100%	100%

DC HEALTH BENEFIT EXCHANGE AUTHORITY

2024 Plan Selection Summary

As of January 4th, 2024

RECEIVES APTC	NO	YES	TOTAL	% WITH APTC
January	12,512	2,870	15,382	19%
February	175	85	260	33%
March				
April				
May				
June				
July				
August				
September				
October				
November				
December				
TOTAL	12,687	2,955	15,642	19%

RECEIVES APTC	NO	YES	TOTAL	% WITH APTC
Auto Renewals	10,322	2,141	12,463	17%
Active Reneals	1,038	352	1,390	25%
New Customers	1,327	462	1,789	26%
SEP			0	0%
TOTAL	12,687	2,955	15,642	19%

CSR METAL LEVEL	TOTAL
Bronze	5
Silver	351
Gold	1
Platinum	2
TOTAL	359

DC HEALTH BENEFIT EXCHANGE AUTHORITY

2024 Paid Summary

As of January 4th, 2024

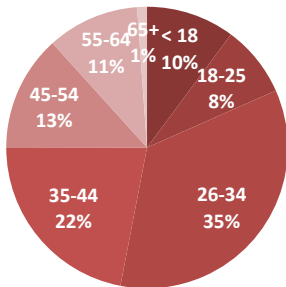
2024 Paid Covered Lives

Paid totals include all covered lives who are still paying their premium and receiving coverage.

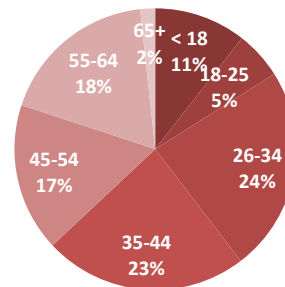
START DATE	AUTO RENEWAL	ACTIVE RENEWAL	NEW CUSTOMER	SEP	TOTAL
January	11,234	1,271	1,501		14,006
February		61	181		242
March					0
April					0
May					0
June					0
July					0
August					0
September					0
October					0
November					0
December					0
TOTAL	11,234	1,332	1,682	0	14,248

AGE GROUPS	NEW	SEP	RENEWAL	TOTAL	NEW %	SEP %	RENEWAL %	TOTAL %
< 18	171	0	1,326	1,497	10%	0%	11%	11%
18-25	138	0	689	827	8%	0%	5%	6%
26-34	583	0	2,961	3,544	35%	0%	24%	25%
35-44	370	0	2,942	3,312	22%	0%	23%	23%
45-54	223	0	2,141	2,364	13%	0%	17%	17%
55-64	178	0	2,292	2,470	11%	0%	18%	17%
65+	19	0	215	234	1%	0%	2%	2%
TOTAL	1,682	0	12,566	14,248	100%	0%	100%	100%

NEW CUSTOMERS



SPECIAL ENROLLMENT CUSTOMERS



RENEWAL CUSTOMERS

METAL LEVEL	NEW	SEP	RENEWAL	TOTAL	NEW %	SEP %	RENEWAL %	TOTAL %
Platinum	226	0	2,170	2,396	13%	0%	17%	17%
Gold	484	0	3,493	3,977	29%	0%	28%	28%
Silver	328	0	2,827	3,155	20%	0%	22%	22%
Bronze	558	0	3,762	4,320	33%	0%	30%	30%
Catastrophic	86	0	314	400	5%	0%	2%	3%
TOTAL	1,682	0	12,566	14,248	100%	0%	100%	100%

DC HEALTH BENEFIT EXCHANGE AUTHORITY

2024 Paid Summary

As of January 4th, 2024

RECEIVES APTC	NO	YES	TOTAL	% WITH APTC
Auto Renewals	9,261	1,973	11,234	18%
Active Renewals	986	346	1,332	26%
New Customers	1,242	440	1,682	26%
Special Enrollments				
TOTAL	11,489	2,759	14,248	24%

RECEIVES APTC	NO	YES	TOTAL
January	11,318	2,674	13,992
February	171	85	256
March			0
April			0
May			0
June			0
July			0
August			0
September			0
October			0
November			0
December			0
TOTAL	11,489	2,759	14,248

CSR METAL LEVEL	TOTAL
Bronze	5
Silver	331
Gold	1
Platinum	1
TOTAL	338