

**DC HEALTH BENEFIT EXCHANGE AUTHORITY**

**Enrollment Summary**

*As of December 1, 2025*

<b>INDIVIDUAL ENROLLMENT</b>	<b>COVERED LIVES</b>
Current Enrollment	14,715
Enrollment 1 Year Ago	13,972
<b>CHANGE</b>	<b>743</b>

<b>SHOP ENROLLMENT</b>	<b>GROUPS</b>	<b>COVERED LIVES</b>
Current Enrollment	5,206	82,557
Enrollment 1 Year Ago	5,309	84,961
<b>CHANGE</b>	<b>-103</b>	<b>-2,404</b>

DC HEALTH BENEFIT EXCHANGE AUTHORITY

2026 Plan Selection Summary

As of December 1, 2025

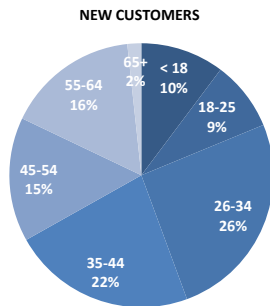
2026 Plan Selection Data

Plan Selection totals include all covered lives who selected plans, even those who did not end up paying their initial invoice.

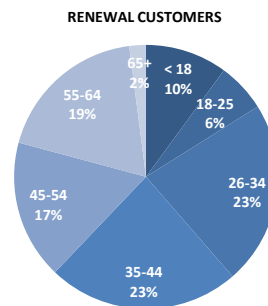
TYPE	PLAN SELECTIONS	PERCENT	LAST YEAR	PERCENT
Auto Renewals	14,251	93%	12,398	82%
Active Renewals	383	2%	996	7%
New Customers	703	5%	1,780	12%
SEP	X	S	X	S
<b>TOTAL</b>	<b>15,337</b>	<b>100%</b>	<b>15,174</b>	<b>100%</b>

START DATE	AUTO RENEWAL	ACTIVE RENEWAL	NEW CUSTOMER	SEP	TOTAL
January	14,251	383	703	X	15,337
February					1
March					0
April					0
May					0
June					0
July					0
August					0
September					0
October					0
November					0
December					0
<b>TOTAL</b>	<b>14,251</b>	<b>383</b>	<b>703</b>	<b>X</b>	<b>15,337</b>

AGE GROUPS	NEW	SEP	RENEWAL	TOTAL	NEW %	SEP %	RENEWAL %	TOTAL %
< 18	72	X	1,471	1,543	10%	X	10%	10%
18-25	60	X	880	940	9%	X	6%	6%
26-34	180	X	3,299	3,479	26%	X	23%	23%
35-44	158	X	3,440	3,598	22%	X	24%	23%
45-54	107	X	2,497	2,604	15%	X	17%	17%
55-64	114	X	2,749	2,863	16%	X	19%	19%
65+	12	X	298	310	2%	X	2%	2%
<b>TOTAL</b>	<b>703</b>	<b>X</b>	<b>14,634</b>	<b>15,337</b>	<b>100%</b>	<b>X</b>	<b>100%</b>	<b>100%</b>



**SPECIAL ENROLLMENT CUSTOMERS**



METAL LEVEL	NEW	SEP	RENEWAL	TOTAL	NEW %	SEP %	RENEWAL %	TOTAL %
Platinum	134	X	2,177	2,311	19%	X	15%	15%
Gold	183	X	4,399	4,582	26%	X	30%	30%
Silver	130	X	3,259	3,389	18%	X	22%	22%
Bronze	229	X	4,508	4,737	33%	X	31%	31%
Catastrophic	27	X	291	318	4%	X	2%	2%
<b>TOTAL</b>	<b>703</b>	<b>X</b>	<b>14,634</b>	<b>15,337</b>	<b>100%</b>	<b>X</b>	<b>100%</b>	<b>100%</b>

**DC HEALTH BENEFIT EXCHANGE AUTHORITY**

**2026 Plan Selection Summary**

*As of December 1, 2025*

RECEIVES APTC	NO	YES	TOTAL	% WITH APTC
January	12,752	2,585	15,337	17%
February				
March				
April				
May				
June				
July				
August				
September				
October				
November				
December				
<b>TOTAL</b>	<b>12,752</b>	<b>2,585</b>	<b>15,337</b>	<b>17%</b>

RECEIVES APTC	NO	YES	TOTAL	% WITH APTC
Auto Renewals	11,830	2,421	14,251	17%
Active Renewals	302	81	383	21%
New Customers	620	83	703	12%
SEP	X	X	X	X
<b>TOTAL</b>	<b>12,752</b>	<b>2,585</b>	<b>15,337</b>	<b>17%</b>

CSR METAL LEVEL	TOTAL
Bronze	2
Silver	352
Gold	3
Platinum	0
<b>TOTAL</b>	<b>357</b>

**DC HEALTH BENEFIT EXCHANGE AUTHORITY**

**2026 Paid Summary**

*As of December 1, 2025*

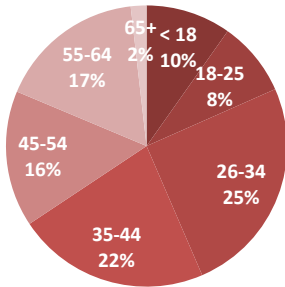
**2026 Paid Covered Lives**

*Paid totals include all covered lives who are still paying their premium and receiving coverage.*

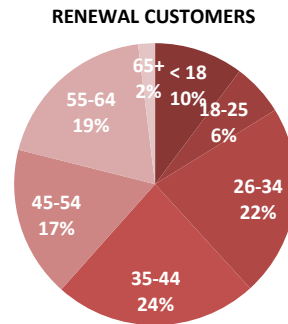
START DATE	AUTO RENEWAL	ACTIVE RENEWAL	NEW CUSTOMER	SEP	TOTAL
January	13,671	380	664	X	14,715
February					
March					
April					
May					
June					
July					
August					
September					
October					
November					
December					
<b>TOTAL</b>	<b>13,671</b>	<b>380</b>	<b>664</b>	<b>X</b>	<b>14,715</b>

AGE GROUPS	NEW	SEP	RENEWAL	TOTAL	NEW %	SEP %	RENEWAL %	TOTAL %
< 18	65	X	1,436	1,501	10%	X	10%	10%
18-25	57	X	839	896	9%	X	6%	6%
26-34	167	X	3,097	3,264	25%	X	22%	22%
35-44	147	X	3,281	3,428	22%	X	23%	23%
45-54	104	X	2,437	2,541	16%	X	17%	17%
55-64	112	X	2,689	2,801	17%	X	19%	19%
65+	12	X	272	284	2%	X	2%	2%
<b>TOTAL</b>	<b>664</b>	<b>X</b>	<b>14,051</b>	<b>14,715</b>	<b>100%</b>	<b>X</b>	<b>100%</b>	<b>100%</b>

**NEW CUSTOMERS**



**SPECIAL ENROLLMENT CUSTOMERS**



METAL LEVEL	NEW	SEP	RENEWAL	TOTAL	NEW %	SEP %	RENEWAL %	TOTAL %
Platinum	129	X	2,113	2,242	19%	X	15%	15%
Gold	174	X	4,279	4,453	26%	X	30%	30%
Silver	122	X	3,096	3,218	18%	X	22%	22%
Bronze	213	X	4,285	4,498	32%	X	30%	31%
Catastrophic	26	X	278	304	4%	X	2%	2%
<b>TOTAL</b>	<b>664</b>	<b>X</b>	<b>14,051</b>	<b>14,715</b>	<b>100%</b>	<b>X</b>	<b>100%</b>	<b>100%</b>

**DC HEALTH BENEFIT EXCHANGE AUTHORITY**

**2026 Paid Summary**

*As of December 1, 2025*

RECEIVES APTC	NO	YES	TOTAL	% WITH APTC
Auto Renewals	11,344	2,327	13,671	17%
Active Renewals	300	80	380	21%
New Customers	585	79	664	12%
Special Enrollments	X	X	X	X
<b>TOTAL</b>	<b>12,229</b>	<b>2,486</b>	<b>14,715</b>	<b>20%</b>

RECEIVES APTC	NO	YES	TOTAL
January	12,229	2,486	14,715
February			
March			
April			
May			
June			
July			
August			
September			
October			
November			
December			
<b>TOTAL</b>	<b>12,229</b>	<b>2,486</b>	<b>14,715</b>

CSR METAL LEVEL	TOTAL
Bronze	1
Silver	344
Gold	3
Platinum	0
<b>TOTAL</b>	<b>348</b>