

DC HEALTH BENEFIT EXCHANGE AUTHORITY

Enrollment Summary

As of February 4, 2026

INDIVIDUAL ENROLLMENT	COVERED LIVES
Current Enrollment	16,053
Enrollment 1 Year Ago	14,995
CHANGE	1,058

SHOP ENROLLMENT	GROUPS	COVERED LIVES
Current Enrollment	5,210	81,798
Enrollment 1 Year Ago	5,337	84,805
CHANGE	-127	-3,007

DC HEALTH BENEFIT EXCHANGE AUTHORITY

2026 Plan Selection Summary

As of February 4, 2026

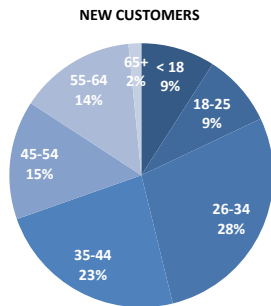
2026 Plan Selection Data

Plan Selection totals include all covered lives who selected plans, even those who did not end up paying their initial invoice.

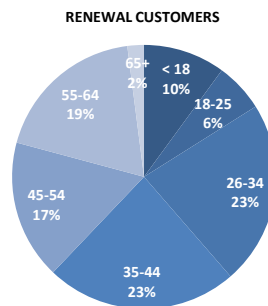
TYPE	PLAN SELECTIONS	PERCENT	LAST YEAR	PERCENT
Auto Renewals	13,121	71%	12,277	72%
Active Renewals	1,512	8%	1,193	7%
New Customers	3,758	20%	3,602	21%
SEP	X	X	X	X
TOTAL	18,391	100%	17,072	100%

START DATE	AUTO RENEWAL	ACTIVE RENEWAL	NEW CUSTOMER	SEP	TOTAL
January	13,121	1,101	2,244		16,466
February		288	950		1,238
March		123	564		687
April					0
May					0
June					0
July					0
August					0
September					0
October					0
November					0
December					0
TOTAL	13,121	1,512	3,758		18,391

AGE GROUPS	NEW	SEP	RENEWAL	TOTAL	NEW %	SEP %	RENEWAL %	TOTAL %
< 18	341		1,470	1,811	9%		10%	10%
18-25	334		880	1,214	9%		6%	7%
26-34	1,060		3,300	4,360	28%		23%	24%
35-44	881		3,438	4,319	23%		23%	23%
45-54	548		2,498	3,046	15%		17%	17%
55-64	535		2,750	3,285	14%		19%	18%
65+	59		297	356	2%		2%	2%
TOTAL	3,758		14,633	18,391	100%		100%	100%



SPECIAL ENROLLMENT CUSTOMERS



METAL LEVEL	NEW	SEP	RENEWAL	TOTAL	NEW %	SEP %	RENEWAL %	TOTAL %
Platinum	468		2,074	2,542	12%		14%	14%
Gold	963		4,271	5,234	26%		29%	28%
Silver	741		3,216	3,957	20%		22%	22%
Bronze	1,398		4,761	6,159	37%		33%	33%
Catastrophic	188		311	499	5%		2%	3%
TOTAL	3,758		14,633	18,391	100%		100%	100%

DC HEALTH BENEFIT EXCHANGE AUTHORITY

2026 Plan Selection Summary

As of February 4, 2026

RECEIVES APTC	NO	YES	TOTAL	% WITH APTC
January	13,463	2,875	16,338	18%
February	1,002	331	1,333	25%
March	536	183	719	25%
April	1	0	1	0%
May				
June				
July				
August				
September				
October				
November				
December				
TOTAL	15,002	3,389	18,391	18%

RECEIVES APTC	NO	YES	TOTAL	% WITH APTC
Auto Renewals	10,878	2,243	13,121	17%
Active Renewals	1,136	376	1,512	25%
New Customers	2,988	770	3,758	20%
SEP				
TOTAL	15,002	3,389	18,391	18%

CSR METAL LEVEL	TOTAL
Bronze	6
Silver	549
Gold	4
Platinum	0
TOTAL	559

DC HEALTH BENEFIT EXCHANGE AUTHORITY

2026 Paid Summary

As of February 4, 2026

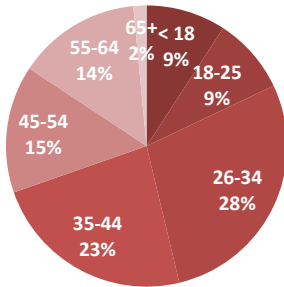
2026 Paid Covered Lives

Paid totals include all covered lives who are still paying their premium and receiving coverage.

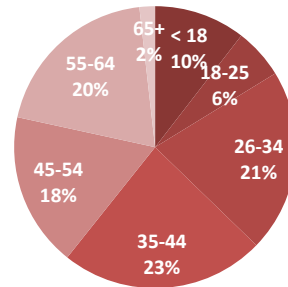
START DATE	AUTO RENEWAL	ACTIVE RENEWAL	NEW CUSTOMER	SEP	TOTAL
January	11,075	1,056	2,054		14,185
February		278	918		1,196
March		122	550		672
April					
May					
June					
July					
August					
September					
October					
November					
December					
TOTAL	11,075	1,334	2,972	0	16,053

AGE GROUPS	NEW	SEP	RENEWAL	TOTAL	NEW %	SEP %	RENEWAL %	TOTAL %
< 18	323		1,312	1,635	9%		10%	10%
18-25	309		723	1,032	9%		6%	6%
26-34	997		2,632	3,629	28%		21%	23%
35-44	824		2,940	3,764	23%		23%	23%
45-54	516		2,219	2,735	15%		18%	17%
55-64	500		2,481	2,981	14%		20%	19%
65+	53		224	277	2%		2%	2%
TOTAL	3,522		12,531	16,053	100%		100%	100%

NEW CUSTOMERS



SPECIAL ENROLLMENT CUSTOMERS



RENEWAL CUSTOMERS

METAL LEVEL	NEW	SEP	RENEWAL	TOTAL	NEW %	SEP %	RENEWAL %	TOTAL %
Platinum	452		1,844	2,296	13%		15%	14%
Gold	917		3,788	4,705	26%		30%	29%
Silver	689		2,667	3,356	20%		21%	21%
Bronze	1,288		3,975	5,263	37%		32%	33%
Catastrophic	176		257	433	5%		2%	3%
TOTAL	3,522		12,531	16,053	100%		100%	100%

DC HEALTH BENEFIT EXCHANGE AUTHORITY

2026 Paid Summary

As of February 4, 2026

RECEIVES APTC	NO	YES	TOTAL	% WITH APTC
Auto Renewals	9,153	1,922	11,075	17%
Active Renewals	1,089	367	1,456	25%
New Customers	2,799	723	3,522	21%
Special Enrollments				
TOTAL	13,041	3,012	16,053	23%

RECEIVES APTC	NO	YES	TOTAL
January	11,546	2,518	14,064
February	972	312	1,284
March	522	182	704
April	1	0	1
May			
June			
July			
August			
September			
October			
November			
December			
TOTAL	13,041	3,012	16,053

CSR METAL LEVEL	TOTAL
Bronze	4
Silver	497
Gold	2
Platinum	0
TOTAL	503