

**DC HEALTH BENEFIT EXCHANGE AUTHORITY**

**Enrollment Summary**

***As of March 30th, 2020***

<b>PAID ENROLLMENT SUMMARY</b>			
<b>PROGRAM</b>	<b>CURRENT</b>	<b>LAST YEAR</b>	<b>DIFFERENCE</b>
QHP	15,461	16,653	-1,192
SHOP	80,537	78,325	2,212
<b>TOTAL</b>	<b>95,998</b>	<b>94,978</b>	<b>1,020</b>

***\* Totals As of March 30th, 2020 - PAID***

***\* SHOP includes 5,054 Groups***

***\* QHP includes 2 paid covered lives with a future start date.***

DC HEALTH BENEFIT EXCHANGE AUTHORITY

2020 Plan Selection Summary

As of March 30th, 2020

2020 Plan Selection Data

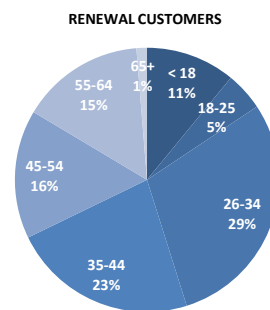
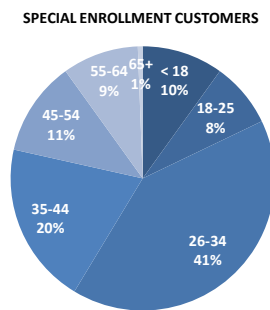
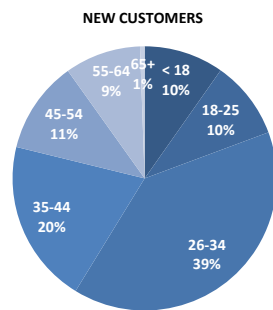
Plan Selection totals include all covered lives who selected plans for 2020, even those who did not end up paying their initial invoice.

TYPE	COUNT	PERCENT	LAST YEAR	LAST YEAR
Auto Renewals	13,497	64%	13,619	63%
Active Renewals	1,541	7%	2,034	9%
New Customers	4,449	21%	4,995	23%
SEP / COVID-19	1,521	7%	925	4%
<b>TOTAL</b>	<b>21,008</b>	<b>100%</b>	<b>21,573</b>	<b>100%</b>

\* Last Year Totals as of March 24, 2019

START DATE	AUTO RENEWAL	ACTIVE RENEWAL	NEW CUSTOMER	SEP	TOTAL
January	13,382	1,403	2,991	57	17,833
February	67	77	746	82	972
March	48	61	712	559	1,380
April				810	810
May				12	12
June				1	1
July					0
August					0
September					0
October					0
November					0
December					0
<b>TOTAL</b>	<b>13,497</b>	<b>1,541</b>	<b>4,449</b>	<b>1,521</b>	<b>21,008</b>

AGE GROUPS	NEW	SEP	RENEWAL	TOTAL	NEW %	SEP %	RENEWAL %	TOTAL %
< 18	434	151	1,647	2,232	10%	10%	11%	11%
18-25	426	121	706	1,253	10%	8%	5%	6%
26-34	1,754	620	4,434	6,808	39%	41%	29%	32%
35-44	893	302	3,410	4,605	20%	20%	23%	22%
45-54	503	176	2,370	3,049	11%	12%	16%	15%
55-64	414	142	2,278	2,834	9%	9%	15%	13%
65+	25	9	193	227	1%	1%	1%	1%
<b>TOTAL</b>	<b>4,449</b>	<b>1,521</b>	<b>15,038</b>	<b>21,008</b>	<b>100%</b>	<b>100%</b>	<b>100%</b>	<b>100%</b>



METAL LEVEL	NEW	SEP	RENEWAL	TOTAL	NEW %	SEP %	RENEWAL %	TOTAL %
Platinum	629	252	2,803	3,684	14%	17%	19%	18%
Gold	924	316	3,417	4,657	21%	21%	23%	22%
Silver	959	322	3,996	5,277	22%	21%	27%	25%
Bronze	1,495	480	4,234	6,209	34%	32%	28%	30%
Catastrophic	442	151	588	1,181	10%	10%	4%	6%
<b>TOTAL</b>	<b>4,449</b>	<b>1,521</b>	<b>15,038</b>	<b>21,008</b>	<b>100%</b>	<b>100%</b>	<b>100%</b>	<b>100%</b>

RECEIVES APTC	NO	YES	TOTAL	% WITH APTC

DC HEALTH BENEFIT EXCHANGE AUTHORITY

2020 Plan Selection Summary

As of March 30th, 2020

January	16,852	981	17,833	6%
February	860	112	972	12%
March	1,176	204	1,380	15%
April	725	85	810	10%
May	12		12	0%
June	1		1	0%
July				
August				
September				
October				
November				
December				
<b>TOTAL</b>	<b>19,626</b>	<b>1,382</b>	<b>21,008</b>	<b>7%</b>

RECEIVES APTC	NO	YES	TOTAL	% WITH APTC
Auto Renewals	12,816	681	13,497	5%
Active Renewals	1,448	93	1,541	6%
New Customers	4,051	398	4,449	9%
Special Enrollments	1,311	210	1,521	14%
<b>TOTAL</b>	<b>19,626</b>	<b>1,382</b>	<b>21,008</b>	<b>7%</b>

CSR METAL LEVEL	TOTAL
Bronze	1
Silver	452
Gold	0
Platinum	0
<b>TOTAL</b>	<b>453</b>

% OF APTC TAKEN	AUTO RENEWAL	ACTIVE RENEWAL	NEW CUSTOMER	SEP	TOTAL
LESS THAN 85%	30	11	16	11	68
EXACTLY 85%	11	5	108	18	142
MORE THAN 85%	552	60	213	120	945
UNKNOWN	14	5	10	19	48
<b>TOTAL</b>	<b>607</b>	<b>81</b>	<b>347</b>	<b>168</b>	<b>1,203</b>

\* Counts do not include dependents.

\* Those marked unknown need to be investigated for recent APTC Eligibility determination.

% OF APTC TAKEN	AUTO RENEWAL	ACTIVE RENEWAL	NEW CUSTOMER	SEP	TOTAL
LESS THAN 85%	5%	14%	5%	7%	6%
EXACTLY 85%	2%	6%	31%	11%	12%
MORE THAN 85%	91%	74%	61%	71%	79%
UNKNOWN	2%	6%	3%	11%	4%
<b>TOTAL</b>	<b>100%</b>	<b>100%</b>	<b>100%</b>	<b>100%</b>	<b>100%</b>

\* Counts do not include dependents.

\* Those marked unknown need to be investigated for recent APTC Eligibility determination.

DC HEALTH BENEFIT EXCHANGE AUTHORITY

2020 Paid Summary

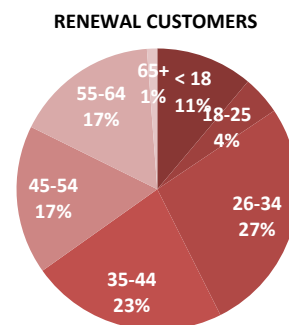
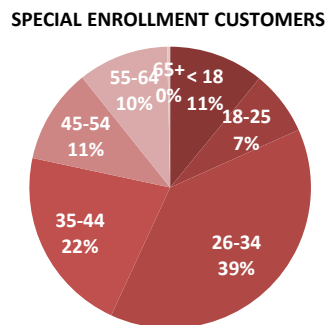
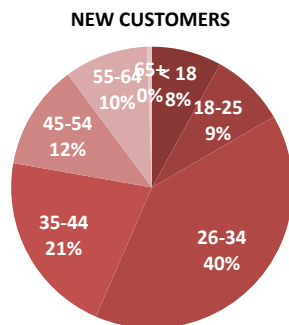
As of March 30th, 2020

2020 Paid Covered Lives

Paid totals include all covered lives who are still paying their premium and receiving coverage, including those with future start dates.

START DATE	AUTO RENEWAL	ACTIVE RENEWAL	NEW CUSTOMER	SEP	TOTAL
January	10,353	1,277	2,085	48	13,763
February	57	69	532	51	709
March	41	54	397	339	831
April	0	0	0	156	156
May	0	0	0	1	1
June	0	0	0	1	1
July					
August					
September					
October					
November					
December					
<b>TOTAL</b>	<b>10,451</b>	<b>1,400</b>	<b>3,014</b>	<b>596</b>	<b>15,461</b>

AGE GROUPS	NEW	SEP	RENEWAL	TOTAL	NEW %	SEP %	RENEWAL %	TOTAL %
< 18	242	65	1,320	1,627	8%	11%	11%	11%
18-25	259	44	527	830	9%	7%	4%	5%
26-34	1,203	230	3,201	4,634	40%	39%	27%	30%
35-44	640	128	2,676	3,444	21%	21%	23%	22%
45-54	363	65	2,029	2,457	12%	11%	17%	16%
55-64	290	62	1,958	2,310	10%	10%	17%	15%
65+	17	2	140	159	1%	0%	1%	1%
<b>TOTAL</b>	<b>3,014</b>	<b>596</b>	<b>11,851</b>	<b>15,461</b>	<b>100%</b>	<b>100%</b>	<b>100%</b>	<b>100%</b>



METAL LEVEL	NEW	SEP	RENEWAL	TOTAL	NEW %	SEP %	RENEWAL %	TOTAL %
Platinum	430	112	2,293	2,835	14%	19%	19%	18%
Gold	715	128	2,759	3,602	24%	21%	23%	23%
Silver	750	141	3,185	4,076	25%	24%	27%	26%
Bronze	836	168	3,218	4,222	28%	28%	27%	27%
Catastrophic	283	47	396	726	9%	8%	3%	5%
<b>TOTAL</b>	<b>3,014</b>	<b>596</b>	<b>11,851</b>	<b>15,461</b>	<b>100%</b>	<b>100%</b>	<b>100%</b>	<b>100%</b>

RECEIVES APTC	NO	YES	TOTAL	% WITH APTC
Auto Renewals	9,870	581	10,451	6%
Active Renewals	1,316	84	1,400	6%
New Customers	2,716	298	3,014	10%
Special Enrollments	492	104	596	17%

DC HEALTH BENEFIT EXCHANGE AUTHORITY

2020 Paid Summary

As of March 30th, 2020

TOTAL	14,394	1,067	15,461	7%
-------	--------	-------	--------	----

RECEIVES APTC	NO	YES	TOTAL
January	12,938	825	13,763
February	625	84	709
March	697	134	831
April	132	24	156
May	1		1
June	1		
July			
August			
September			
October			
November			
December			
<b>TOTAL</b>	<b>14,394</b>	<b>1,067</b>	<b>15,460</b>

CSR METAL LEVEL	TOTAL
Bronze	0
Silver	355
Gold	0
Platinum	0
<b>TOTAL</b>	<b>355</b>

% OF APTC TAKEN	AUTO RENEWAL	ACTIVE RENEWAL	NEW CUSTOMER	SEP	TOTAL
LESS THAN 85%	25	11	12	5	53
EXACTLY 85%	9	4	79	6	98
MORE THAN 85%	474	56	163	67	760
UNKNOWN	11	4	10	6	31
<b>TOTAL</b>	<b>519</b>	<b>75</b>	<b>264</b>	<b>84</b>	<b>942</b>

\* Counts do not include dependents.

\* Those marked unknown need to be investigated for recent APTC Eligibility determination.

% OF APTC TAKEN	AUTO RENEWAL	ACTIVE RENEWAL	NEW CUSTOMER	SEP	TOTAL
LESS THAN 85%	5%	15%	5%	6%	6%
EXACTLY 85%	2%	5%	30%	7%	10%
MORE THAN 85%	91%	75%	62%	80%	81%
UNKNOWN	2%	5%	4%	7%	3%
<b>TOTAL</b>	<b>100%</b>	<b>100%</b>	<b>100%</b>	<b>100%</b>	<b>100%</b>

\* Counts do not include dependents.

\* Those marked unknown need to be investigated for recent APTC Eligibility determination.

**DC HEALTH BENEFIT EXCHANGE AUTHORITY**

**2020 Plan Selection Summary**

*As of March 30th, 2020*

AS OF DATE	TOTAL SEP/COVID-19	SAME TIME 2019	GAP
2/16/2020	225	137	88
2/23/2020	345	216	129
3/1/2020	574	400	174
3/8/2020	722	484	238
3/15/2020	855	575	280
3/24/2020	1,228	742	486
3/31/2020	1,521	925	596