

**DC HEALTH BENEFIT EXCHANGE AUTHORITY**

**Enrollment Summary**

*As of July 11, 2021*

<b>INDIVIDUAL ENROLLMENT</b>	<b>COVERED LIVES</b>
Current Enrollment	16,329
Enrollment 1 Year Ago	16,214
<b>CHANGE</b>	<b>115</b>

<b>SHOP ENROLLMENT</b>	<b>GROUPS</b>	<b>COVERED LIVES</b>
Current Enrollment	5,215	81,734
Enrollment 1 Year Ago	5,157	80,694
<b>CHANGE</b>	<b>58</b>	<b>1,040</b>

DC HEALTH BENEFIT EXCHANGE AUTHORITY

2021 Plan Selection Summary

As of July 11, 2021

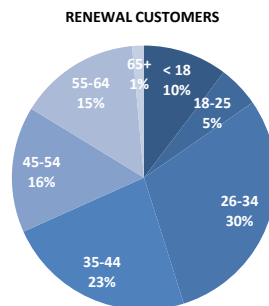
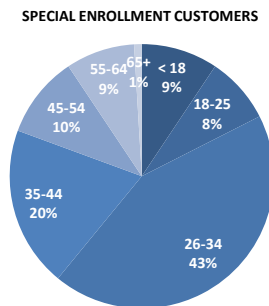
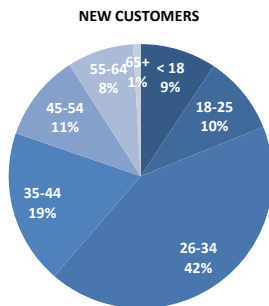
2021 Plan Selection Data

Plan Selection totals include all covered lives who selected plans for 2021, even those who did not end up paying their initial invoice.

TYPE	COUNT	PERCENT	LAST YEAR	PERCENT
Auto Renewals	15,623	70%	13,296	58%
Active Renewals	1,032	5%	1,510	7%
New Customers	3,340	15%	4,308	19%
SEP	2,465	11%	3,812	17%
<b>TOTAL</b>	<b>22,460</b>	<b>100%</b>	<b>22,926</b>	<b>100%</b>

START DATE	AUTO RENEWAL	ACTIVE RENEWAL	NEW CUSTOMER	SEP	TOTAL
January	15,623	920	2,273	8	18,824
February		71	585	75	731
March		41	482	386	909
April				456	456
May				439	439
June				452	452
July				495	495
August				153	153
September				1	1
October					0
November					0
December					0
<b>TOTAL</b>	<b>15,623</b>	<b>1,032</b>	<b>3,340</b>	<b>2,465</b>	<b>22,460</b>

AGE GROUPS	NEW	SEP	RENEWAL	TOTAL	NEW %	SEP %	RENEWAL %	TOTAL %
< 18	311	231	1,718	2,260	9%	9%	10%	10%
18-25	321	201	842	1,364	10%	8%	5%	6%
26-34	1,417	1,070	4,955	7,442	42%	43%	30%	33%
35-44	632	485	3,859	4,976	19%	20%	23%	22%
45-54	356	247	2,572	3,175	11%	10%	15%	14%
55-64	272	208	2,469	2,949	8%	8%	15%	13%
65+	31	23	240	294	1%	1%	1%	1%
<b>TOTAL</b>	<b>3,340</b>	<b>2,465</b>	<b>16,655</b>	<b>22,460</b>	<b>100%</b>	<b>100%</b>	<b>100%</b>	<b>100%</b>



METAL LEVEL	NEW	SEP	RENEWAL	TOTAL	NEW %	SEP %	RENEWAL %	TOTAL %
Platinum	454	380	3,003	3,837	14%	15%	18%	17%
Gold	826	562	3,906	5,294	25%	23%	23%	24%
Silver	732	645	4,329	5,706	22%	26%	26%	25%
Bronze	1,059	719	4,699	6,477	32%	29%	28%	29%
Catastrophic	269	159	718	1,146	8%	6%	4%	5%
<b>TOTAL</b>	<b>3,340</b>	<b>2,465</b>	<b>16,655</b>	<b>22,460</b>	<b>100%</b>	<b>100%</b>	<b>100%</b>	<b>100%</b>

DC HEALTH BENEFIT EXCHANGE AUTHORITY

2021 Plan Selection Summary

As of July 11, 2021

RECEIVES APTC	NO	YES	TOTAL	% WITH APTC
January	16,993	1,796	18,789	10%
February	635	96	731	13%
March	766	178	944	19%
April	377	79	456	17%
May	341	98	439	22%
June	351	101	452	22%
July	385	110	495	22%
August	130	23	153	15%
September	1		1	0%
October				
November				
December				
<b>TOTAL</b>	<b>19,979</b>	<b>2,481</b>	<b>22,460</b>	<b>11%</b>

RECEIVES APTC	NO	YES	TOTAL	% WITH APTC
Auto Renewals	14,132	1,491	15,623	10%
Active Renewals	935	97	1,032	9%
New Customers	2,922	418	3,340	13%
SEP	1,990	475	2,465	19%
<b>TOTAL</b>	<b>19,979</b>	<b>2,481</b>	<b>22,460</b>	<b>11%</b>

CSR METAL LEVEL	TOTAL
Bronze	0
Silver	777
Gold	0
Platinum	0
<b>TOTAL</b>	<b>777</b>

DC HEALTH BENEFIT EXCHANGE AUTHORITY

2021 Paid Summary

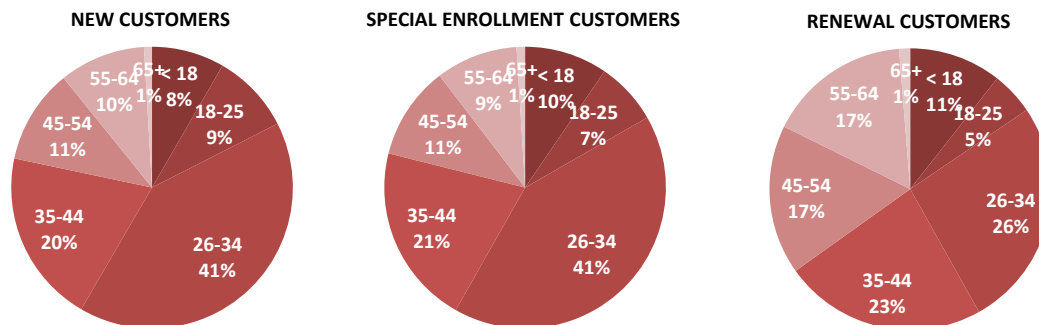
As of July 11, 2021

2021 Paid Covered Lives

Paid totals include all covered lives who are still paying their premium and receiving coverage, including those with future start dates.

START DATE	AUTO RENEWAL	ACTIVE RENEWAL	NEW CUSTOMER	SEP	TOTAL
January	11,852	783	1,385	6	14,026
February		68	348	41	457
March		33	329	258	620
April				331	331
May				324	324
June				326	326
July				238	238
August				7	7
September					
October					
November					
December					
<b>TOTAL</b>	<b>11,852</b>	<b>884</b>	<b>2,062</b>	<b>1,531</b>	<b>16,329</b>

AGE GROUPS	NEW	SEP	RENEWAL	TOTAL	NEW %	SEP %	RENEWAL %	TOTAL %
< 18	172	146	1,350	1,668	8%	10%	11%	10%
18-25	189	110	625	924	9%	7%	5%	6%
26-34	843	635	3,358	4,836	41%	41%	26%	30%
35-44	411	317	2,962	3,690	20%	21%	23%	23%
45-54	224	164	2,189	2,577	11%	11%	17%	16%
55-64	204	144	2,090	2,438	10%	9%	16%	15%
65+	19	15	162	196	1%	1%	1%	1%
<b>TOTAL</b>	<b>2,062</b>	<b>1,531</b>	<b>12,736</b>	<b>16,329</b>	<b>100%</b>	<b>100%</b>	<b>100%</b>	<b>100%</b>



METAL LEVEL	NEW	SEP	RENEWAL	TOTAL	NEW %	SEP %	RENEWAL %	TOTAL %
Platinum	296	246	2,414	2,956	14%	16%	19%	18%
Gold	563	376	3,019	3,958	27%	25%	24%	24%
Silver	488	426	3,382	4,296	24%	28%	27%	26%
Bronze	579	409	3,475	4,463	28%	27%	27%	27%
Catastrophic	136	74	446	656	7%	5%	4%	4%
<b>TOTAL</b>	<b>2,062</b>	<b>1,531</b>	<b>12,736</b>	<b>16,329</b>	<b>100%</b>	<b>100%</b>	<b>100%</b>	<b>100%</b>

DC HEALTH BENEFIT EXCHANGE AUTHORITY

2021 Paid Summary

As of July 11, 2021

RECEIVES APTC	NO	YES	TOTAL	% WITH APTC
Auto Renewals	10,576	1,276	11,852	11%
Active RENEALS	796	88	884	10%
New Customers	1,740	322	2,062	16%
Special Enrollments	1,187	344	1,531	22%
<b>TOTAL</b>	<b>14,299</b>	<b>2,030</b>	<b>16,329</b>	<b>14%</b>

RECEIVES APTC	NO	YES	TOTAL
January	12,512	1,514	14,026
February	380	77	457
March	469	151	620
April	259	72	331
May	251	73	324
June	244	82	326
July	178	60	238
August	6	1	7
September			
October			
November			
December			
<b>TOTAL</b>	<b>14,299</b>	<b>2,030</b>	<b>16,329</b>

CSR METAL LEVEL	TOTAL
Bronze	0
Silver	624
Gold	0
Platinum	0
<b>TOTAL</b>	<b>624</b>