

DC HEALTH BENEFIT EXCHANGE AUTHORITY

Enrollment Summary

As of March 10th, 2024

INDIVIDUAL ENROLLMENT	COVERED LIVES
Current Enrollment	14,649
Enrollment 1 Year Ago	14,119
CHANGE	531

SHOP ENROLLMENT	GROUPS	COVERED LIVES
Current Enrollment	5,292	86,564
Enrollment 1 Year Ago	5,324	86,482
CHANGE	-32	82

DC HEALTH BENEFIT EXCHANGE AUTHORITY

2024 Plan Selection Summary

As of March 10th, 2024

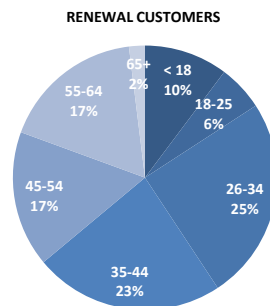
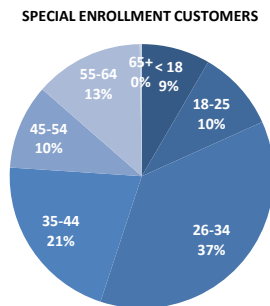
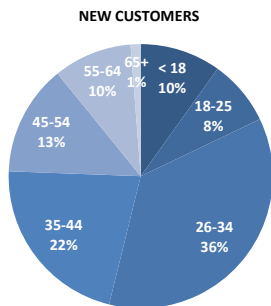
2024 Plan Selection Data

Plan Selection totals include all covered lives who selected plans, even those who did not end up paying their initial invoice.

TYPE	PLAN SELECTIONS	PERCENT	LAST YEAR	PERCENT
Auto Renewals	12,300	71%	13,029	74%
Active Renewals	1,560	9%	1,369	8%
New Customers	2,995	17%	2,843	16%
SEP	405	2%	342	2%
TOTAL	17,260	100%	17,583	100%

START DATE	AUTO RENEWAL	ACTIVE RENEWAL	NEW CUSTOMER	SEP	TOTAL
January	12,300	1,312	1,621	5	15,238
February		187	911	54	1,152
March		61	463	260	784
April				86	86
May					0
June					0
July					0
August					0
September					0
October					0
November					0
December					0
TOTAL	12,300	1,560	2,995	405	17,260

AGE GROUPS	NEW	SEP	RENEWAL	TOTAL	NEW %	SEP %	RENEWAL %	TOTAL %
< 18	296	34	1,420	1,750	10%	8%	10%	10%
18-25	240	40	774	1,054	8%	10%	6%	6%
26-34	1,077	149	3,449	4,675	36%	37%	25%	27%
35-44	651	85	3,219	3,955	22%	21%	23%	23%
45-54	406	42	2,307	2,755	14%	10%	17%	16%
55-64	288	54	2,421	2,763	10%	13%	17%	16%
65+	37	1	270	308	1%	0%	2%	2%
TOTAL	2,995	405	13,860	17,260	100%	100%	100%	100%



METAL LEVEL	NEW	SEP	RENEWAL	TOTAL	NEW %	SEP %	RENEWAL %	TOTAL %
Platinum	384	39	2,353	2,776	13%	10%	17%	16%
Gold	806	126	3,866	4,798	27%	31%	28%	28%
Silver	580	70	3,107	3,757	19%	17%	22%	22%
Bronze	1,081	142	4,172	5,395	36%	35%	30%	31%
Catastrophic	144	28	362	534	5%	7%	3%	3%
TOTAL	2,995	405	13,860	17,260	100%	100%	100%	100%

DC HEALTH BENEFIT EXCHANGE AUTHORITY

2024 Plan Selection Summary

As of March 10th, 2024

RECEIVES APTC	NO	YES	TOTAL	% WITH APTC
January	12,145	2,906	15,051	19%
February	923	348	1,271	27%
March	569	269	838	32%
April	70	30	100	30%
May				
June				
July				
August				
September				
October				
November				
December				
TOTAL	13,707	3,553	17,260	21%

RECEIVES APTC	NO	YES	TOTAL	% WITH APTC
Auto Renewals	10,085	2,215	12,300	18%
Active Reneals	1,151	409	1,560	26%
New Customers	2,190	805	2,995	27%
SEP	281	124	405	31%
TOTAL	13,707	3,553	17,260	21%

CSR METAL LEVEL	TOTAL
Bronze	5
Silver	440
Gold	1
Platinum	3
TOTAL	449

DC HEALTH BENEFIT EXCHANGE AUTHORITY

2024 Paid Summary

As of March 10th, 2024

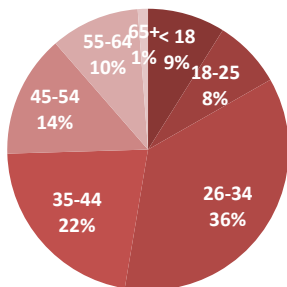
2024 Paid Covered Lives

Paid totals include all covered lives who are still paying their premium and receiving coverage.

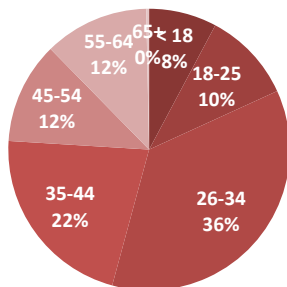
START DATE	AUTO RENEWAL	ACTIVE RENEWAL	NEW CUSTOMER	SEP	TOTAL
January	10,369	1,187	1,321	5	12,882
February		176	797	52	1,025
March		60	431	251	742
April					0
May					0
June					0
July					0
August					0
September					0
October					0
November					0
December					0
TOTAL	10,369	1,363	2,118	308	14,649

AGE GROUPS	NEW	SEP	RENEWAL	TOTAL	NEW %	SEP %	RENEWAL %	TOTAL %
< 18	227	24	1,256	1,507	9%	8%	11%	10%
18-25	200	32	653	885	8%	10%	6%	6%
26-34	915	111	2,649	3,675	36%	36%	22%	25%
35-44	558	67	2,766	3,391	22%	22%	23%	23%
45-54	358	36	2,066	2,460	14%	12%	18%	17%
55-64	261	37	2,209	2,507	10%	12%	19%	17%
65+	30	1	193	224	1%	0%	2%	2%
TOTAL	2,549	308	11,792	14,649	100%	100%	100%	100%

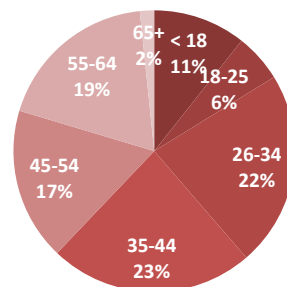
NEW CUSTOMERS



SPECIAL ENROLLMENT CUSTOMERS



RENEWAL CUSTOMERS



METAL LEVEL	NEW	SEP	RENEWAL	TOTAL	NEW %	SEP %	RENEWAL %	TOTAL %
Platinum	337	27	2,035	2,399	13%	9%	17%	16%
Gold	737	114	3,353	4,204	29%	37%	28%	29%
Silver	503	49	2,613	3,165	20%	16%	22%	22%
Bronze	852	99	3,513	4,464	33%	32%	30%	30%
Catastrophic	120	19	278	417	5%	6%	2%	3%
TOTAL	2,549	308	11,792	14,649	100%	100%	100%	100%

DC HEALTH BENEFIT EXCHANGE AUTHORITY

2024 Paid Summary

As of March 10th, 2024

RECEIVES APTC	NO	YES	TOTAL	% WITH APTC
Auto Renewals	8,406	1,963	10,369	19%
Active Renewals	1,023	400	1,423	28%
New Customers	1,821	728	2,549	29%
Special Enrollments	206	102	308	33%
TOTAL	11,456	3,193	14,649	28%

RECEIVES APTC	NO	YES	TOTAL
January	10,108	2,598	12,706
February	810	332	1,142
March	538	263	801
April			0
May			0
June			0
July			0
August			0
September			0
October			0
November			0
December			0
TOTAL	11,456	3,193	14,649

CSR METAL LEVEL	TOTAL
Bronze	5
Silver	381
Gold	0
Platinum	2
TOTAL	388