

**DC HEALTH BENEFIT EXCHANGE AUTHORITY**

**Enrollment Summary**

***As of November 7, 2021***

<b>INDIVIDUAL ENROLLMENT</b>	<b>COVERED LIVES</b>
Current Enrollment	15,568
Enrollment 1 Year Ago	16,365
<b>CHANGE</b>	<b>-797</b>

<b>SHOP ENROLLMENT</b>	<b>GROUPS</b>	<b>COVERED LIVES</b>
Current Enrollment	5,262	82,849
Enrollment 1 Year Ago	5,182	81,357
<b>CHANGE</b>	<b>80</b>	<b>1,492</b>

DC HEALTH BENEFIT EXCHANGE AUTHORITY

2021 Plan Selection Summary

As of November 7, 2021

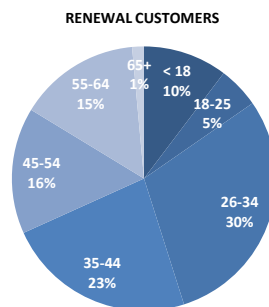
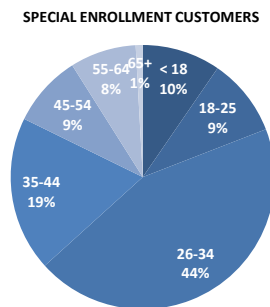
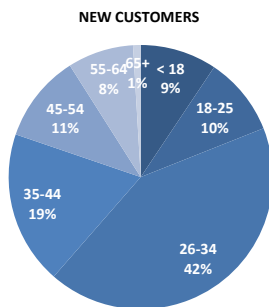
2021 Plan Selection Data

Plan Selection totals include all covered lives who selected plans for 2021, even those who did not end up paying their initial invoice.

TYPE	COUNT	PERCENT	LAST YEAR	PERCENT
Auto Renewals	15,608	63%	13,180	53%
Active Renewals	1,028	4%	1,488	6%
New Customers	3,319	13%	4,244	17%
SEP	4,863	20%	6,110	24%
<b>TOTAL</b>	<b>24,818</b>	<b>100%</b>	<b>25,022</b>	<b>100%</b>

START DATE	AUTO RENEWAL	ACTIVE RENEWAL	NEW CUSTOMER	SEP	TOTAL
January	15,608	919	2,267	7	18,801
February		71	580	72	723
March		38	472	372	882
April				437	437
May				425	425
June				436	436
July				537	537
August				733	733
September				771	771
October				556	556
November				418	418
December				99	99
<b>TOTAL</b>	<b>15,608</b>	<b>1,028</b>	<b>3,319</b>	<b>4,863</b>	<b>24,818</b>

AGE GROUPS	NEW	SEP	RENEWAL	TOTAL	NEW %	SEP %	RENEWAL %	TOTAL %
< 18	311	466	1,715	2,492	9%	10%	10%	10%
18-25	319	463	839	1,621	10%	10%	5%	7%
26-34	1,409	2,149	4,948	8,506	42%	44%	30%	34%
35-44	624	922	3,852	5,398	19%	19%	23%	22%
45-54	357	427	2,570	3,354	11%	9%	15%	14%
55-64	268	394	2,472	3,134	8%	8%	15%	13%
65+	31	42	240	313	1%	1%	1%	1%
<b>TOTAL</b>	<b>3,319</b>	<b>4,863</b>	<b>16,636</b>	<b>24,818</b>	<b>100%</b>	<b>100%</b>	<b>100%</b>	<b>100%</b>



METAL LEVEL	NEW	SEP	RENEWAL	TOTAL	NEW %	SEP %	RENEWAL %	TOTAL %
Platinum	455	749	2,996	4,200	14%	15%	18%	17%
Gold	818	1,094	3,899	5,811	25%	22%	23%	23%
Silver	730	1,258	4,343	6,331	22%	26%	26%	26%
Bronze	1,049	1,432	4,683	7,164	32%	29%	28%	29%
Catastrophic	267	330	715	1,312	8%	7%	4%	5%
<b>TOTAL</b>	<b>3,319</b>	<b>4,863</b>	<b>16,636</b>	<b>24,818</b>	<b>100%</b>	<b>100%</b>	<b>100%</b>	<b>100%</b>

DC HEALTH BENEFIT EXCHANGE AUTHORITY

2021 Plan Selection Summary

As of November 7, 2021

RECEIVES APTC	NO	YES	TOTAL	% WITH APTC
January	16,363	1,624	17,987	9%
February	655	102	757	13%
March	699	133	832	16%
April	426	110	536	21%
May	392	178	570	31%
June	389	168	557	30%
July	441	189	630	30%
August	615	174	789	22%
September	665	190	855	22%
October	503	155	658	24%
November	427	97	524	19%
December	90	33	123	27%
<b>TOTAL</b>	<b>21,665</b>	<b>3,153</b>	<b>24,818</b>	<b>13%</b>

RECEIVES APTC	NO	YES	TOTAL	% WITH APTC
Auto Renewals	14,012	1,596	15,608	10%
Active Renewals	914	114	1,028	11%
New Customers	2,900	419	3,319	13%
SEP	3,839	1,024	4,863	21%
<b>TOTAL</b>	<b>21,665</b>	<b>3,153</b>	<b>24,818</b>	<b>13%</b>

CSR METAL LEVEL	TOTAL
Bronze	0
Silver	1,001
Gold	0
Platinum	0
<b>TOTAL</b>	<b>1,001</b>

DC HEALTH BENEFIT EXCHANGE AUTHORITY

2021 Paid Summary

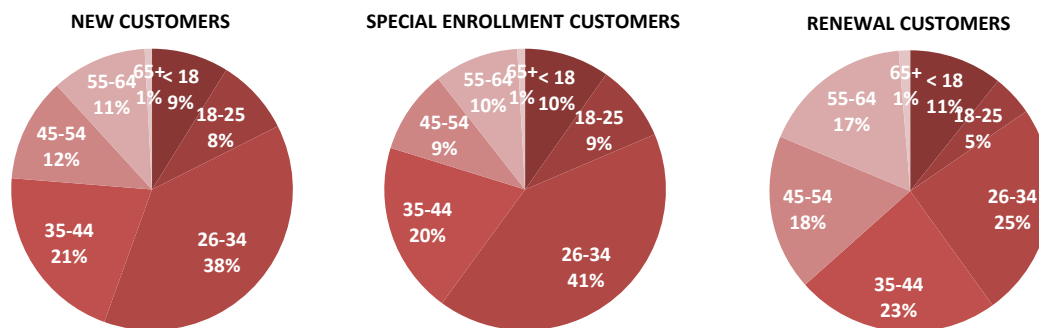
As of November 7, 2021

2021 Paid Covered Lives

Paid totals include all covered lives who are still paying their premium and receiving coverage, including those with future start dates.

START DATE	AUTO RENEWAL	ACTIVE RENEWAL	NEW CUSTOMER	SEP	TOTAL
January	10,131	665	1,130	4	11,930
February		58	255	24	337
March		32	276	194	502
April				251	251
May				254	254
June				269	269
July				364	364
August				517	517
September				573	573
October				431	431
November				127	127
December				13	13
<b>TOTAL</b>	<b>10,131</b>	<b>755</b>	<b>1,661</b>	<b>3,021</b>	<b>15,568</b>

AGE GROUPS	NEW	SEP	RENEWAL	TOTAL	NEW %	SEP %	RENEWAL %	TOTAL %
< 18	147	295	1,166	1,608	9%	10%	11%	10%
18-25	145	267	512	924	9%	9%	5%	6%
26-34	630	1,252	2,682	4,564	38%	41%	25%	29%
35-44	345	596	2,543	3,484	21%	20%	23%	22%
45-54	198	291	1,948	2,437	12%	10%	18%	16%
55-64	182	293	1,892	2,367	11%	10%	17%	15%
65+	14	27	143	184	1%	1%	1%	1%
<b>TOTAL</b>	<b>1,661</b>	<b>3,021</b>	<b>10,886</b>	<b>15,568</b>	<b>100%</b>	<b>100%</b>	<b>100%</b>	<b>100%</b>



METAL LEVEL	NEW	SEP	RENEWAL	TOTAL	NEW %	SEP %	RENEWAL %	TOTAL %
Platinum	250	509	2,107	2,866	15%	17%	19%	18%
Gold	465	727	2,635	3,827	28%	24%	24%	25%
Silver	408	885	2,936	4,229	25%	29%	27%	27%
Bronze	440	756	2,889	4,085	26%	25%	27%	26%
Catastrophic	98	144	319	561	6%	5%	3%	4%
<b>TOTAL</b>	<b>1,661</b>	<b>3,021</b>	<b>10,886</b>	<b>15,568</b>	<b>100%</b>	<b>100%</b>	<b>100%</b>	<b>100%</b>

DC HEALTH BENEFIT EXCHANGE AUTHORITY

2021 Paid Summary

As of November 7, 2021

RECEIVES APTC	NO	YES	TOTAL	PERCENT
January	10,076	1,311	11,387	12%
February	293	71	364	20%
March	341	109	450	24%
April	234	86	320	27%
May	221	136	357	38%
June	218	141	359	39%
July	279	167	446	37%
August	414	145	559	26%
September	470	168	638	26%
October	357	125	482	26%
November	138	41	179	23%
December	17	10	27	37%
<b>TOTAL</b>	<b>13,058</b>	<b>2,510</b>	<b>15,568</b>	<b>16%</b>

RECEIVES APTC	NO	YES	TOTAL	% WITH APTC
Auto Renewals	8,804	1,327	10,131	13%
Active Renewals	655	100	755	13%
New Customers	1,362	299	1,661	18%
Special Enrollments	2,237	784	3,021	26%
<b>TOTAL</b>	<b>13,058</b>	<b>2,510</b>	<b>15,568</b>	<b>16%</b>

CSR METAL LEVEL	TOTAL
Bronze	0
Silver	796
Gold	0
Platinum	0
<b>TOTAL</b>	<b>796</b>