

DC HEALTH BENEFIT EXCHANGE AUTHORITY

Enrollment Summary

As of November 6th, 2023

INDIVIDUAL ENROLLMENT	COVERED LIVES
Current Enrollment	13,875
Enrollment 1 Year Ago	14,071
CHANGE	-196

SHOP ENROLLMENT	GROUPS	COVERED LIVES
Current Enrollment	5,313	87,567
Enrollment 1 Year Ago	5,372	87,151
CHANGE	-59	416

DC HEALTH BENEFIT EXCHANGE AUTHORITY

2023 Plan Selection Summary

As of November 6th, 2023

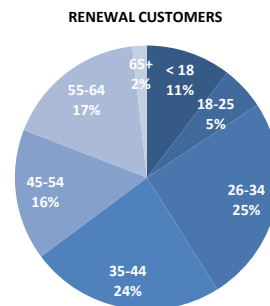
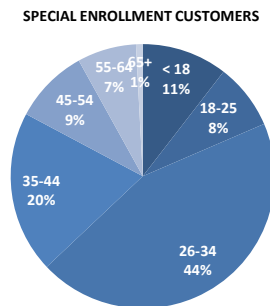
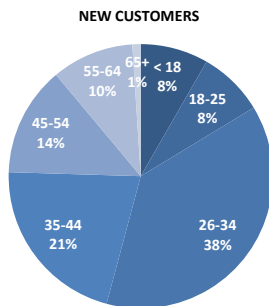
2023 Plan Selection Data

Plan Selection totals include all covered lives who selected plans for 2023, even those who did not end up paying their initial invoice.

TYPE	COUNT	PERCENT	LAST YEAR	PERCENT
Auto Renewals	13,027	62%	13,929	61%
Active Renewals	1,369	7%	1,185	5%
New Customers	2,843	14%	2,766	12%
SEP	3,752	18%	4,931	22%
TOTAL	20,991	100%	22,811	100%

START DATE	AUTO RENEWAL	ACTIVE RENEWAL	NEW CUSTOMER	SEP	TOTAL
January	13,027	1,095	1,647	32	15,801
February		173	671	47	891
March		101	525	252	878
April				383	383
May				344	344
June				375	375
July				438	438
August				606	606
September				590	590
October				386	386
November				279	279
December				20	20
TOTAL	13,027	1,369	2,843	3,752	20,991

AGE GROUPS	NEW	SEP	RENEWAL	TOTAL	NEW %	SEP %	RENEWAL %	TOTAL %
< 18	236	393	1,494	2,123	8%	10%	10%	10%
18-25	228	302	772	1,302	8%	8%	5%	6%
26-34	1,076	1,667	3,645	6,388	38%	44%	25%	30%
35-44	606	744	3,419	4,769	21%	20%	24%	23%
45-54	382	344	2,313	3,039	13%	9%	16%	14%
55-64	286	271	2,494	3,051	10%	7%	17%	15%
65+	29	31	259	319	1%	1%	2%	2%
TOTAL	2,843	3,752	14,396	20,991	100%	100%	100%	100%



METAL LEVEL	NEW	SEP	RENEWAL	TOTAL	NEW %	SEP %	RENEWAL %	TOTAL %
Platinum	370	558	2,637	3,565	13%	15%	18%	17%
Gold	687	914	3,839	5,440	24%	24%	27%	26%
Silver	662	892	3,456	5,010	23%	24%	24%	24%
Bronze	972	1,135	4,053	6,160	34%	30%	28%	29%
Catastrophic	152	253	411	816	5%	7%	3%	4%
TOTAL	2,843	3,752	14,396	20,991	100%	100%	100%	100%

DC HEALTH BENEFIT EXCHANGE AUTHORITY

2023 Plan Selection Summary

As of November 6th, 2023

RECEIVES APTC	NO	YES	TOTAL	% WITH APTC
January	12,312	2,560	14,872	17%
February	744	291	1,035	28%
March	602	221	823	27%
April	414	104	518	20%
May	363	107	470	23%
June	380	110	490	22%
July	440	124	564	22%
August	538	151	689	22%
September	564	138	702	20%
October	372	93	465	20%
November	246	84	330	25%
December	24	9	33	27%
TOTAL	16,999	3,992	20,991	19%

RECEIVES APTC	NO	YES	TOTAL	% WITH APTC
Auto Renewals	10,837	2,190	13,027	17%
Active Renewals	1,024	345	1,369	25%
New Customers	2,203	640	2,843	23%
SEP	2,935	817	3,752	22%
TOTAL	16,999	3,992	20,991	19%

CSR METAL LEVEL	TOTAL
Bronze	0
Silver	668
Gold	0
Platinum	0
TOTAL	668

DC HEALTH BENEFIT EXCHANGE AUTHORITY

2023 Paid Summary

As of November 6th, 2023

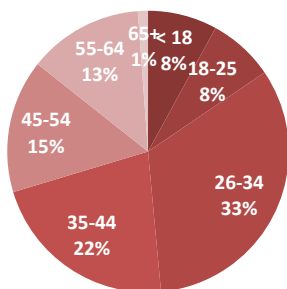
2023 Paid Covered Lives

Paid totals include all covered lives who are still paying their premium and receiving coverage.

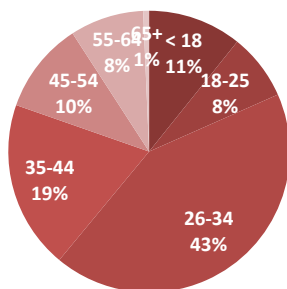
START DATE	AUTO RENEWAL	ACTIVE RENEWAL	NEW CUSTOMER	SEP	TOTAL
January	8,717	818	690	25	10,250
February		130	430	25	585
March		86	337	129	552
April				207	207
May				197	197
June				224	224
July				286	286
August				448	448
September				487	487
October				357	357
November				262	262
December				20	20
TOTAL	8,717	1,034	1,457	2,667	13,875

AGE GROUPS	NEW	SEP	RENEWAL	TOTAL	NEW %	SEP %	RENEWAL %	TOTAL %
< 18	116	287	1,093	1,496	8%	11%	11%	11%
18-25	110	203	515	828	8%	8%	5%	6%
26-34	481	1,137	2,023	3,641	33%	43%	21%	26%
35-44	318	516	2,322	3,156	22%	19%	24%	23%
45-54	223	280	1,780	2,283	15%	10%	18%	16%
55-64	192	226	1,862	2,280	13%	8%	19%	16%
65+	17	18	156	191	1%	1%	2%	1%
TOTAL	1,457	2,667	9,751	13,875	100%	100%	100%	100%

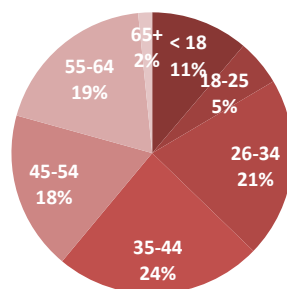
NEW CUSTOMERS



SPECIAL ENROLLMENT CUSTOMERS



RENEWAL CUSTOMERS



METAL LEVEL	NEW	SEP	RENEWAL	TOTAL	NEW %	SEP %	RENEWAL %	TOTAL %
Platinum	221	424	1,796	2,441	15%	16%	18%	18%
Gold	384	704	2,646	3,734	26%	26%	27%	27%
Silver	389	652	2,343	3,384	27%	24%	24%	24%
Bronze	416	730	2,743	3,889	29%	27%	28%	28%
Catastrophic	47	157	223	427	3%	6%	2%	3%
TOTAL	1,457	2,667	9,751	13,875	100%	100%	100%	100%

DC HEALTH BENEFIT EXCHANGE AUTHORITY

2023 Paid Summary

As of November 6th, 2023

RECEIVES APTC	NO	YES	TOTAL	% WITH APTC
Auto Renewals	7,168	1,549	8,717	18%
Active RENEALS	768	266	1,034	26%
New Customers	1,074	383	1,457	26%
Special Enrollments	2,056	611	2,667	23%
TOTAL	11,066	2,809	13,875	25%

RECEIVES APTC	NO	YES	TOTAL
January	7,899	1,762	9,661
February	417	200	617
March	301	139	440
April	220	78	298
May	225	64	289
June	221	81	302
July	306	81	387
August	403	114	517
September	475	113	588
October	346	86	432
November	229	82	311
December	24	9	33
TOTAL	11,066	2,809	13,875

CSR METAL LEVEL	TOTAL
Bronze	0
Silver	448
Gold	0
Platinum	0
TOTAL	448