

**DC HEALTH BENEFIT EXCHANGE AUTHORITY**

**Enrollment Summary**

*As of September 24th, 2022*

<b>INDIVIDUAL ENROLLMENT</b>	<b>COVERED LIVES</b>
Current Enrollment	14,479
Enrollment 1 Year Ago	16,583
<b>CHANGE</b>	<b>-2,104</b>

<b>SHOP ENROLLMENT</b>	<b>GROUPS</b>	<b>COVERED LIVES</b>
Current Enrollment	5,359	86,476
Enrollment 1 Year Ago	5,249	82,968
<b>CHANGE</b>	<b>110</b>	<b>3,508</b>

DC HEALTH BENEFIT EXCHANGE AUTHORITY

2022 Plan Selection Summary

As of September 24th, 2022

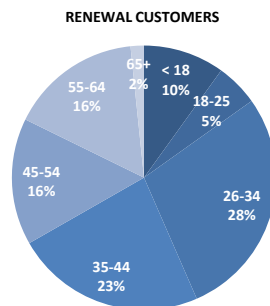
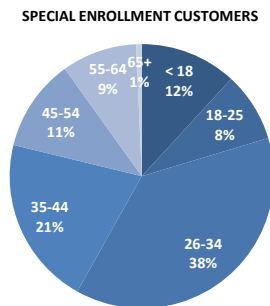
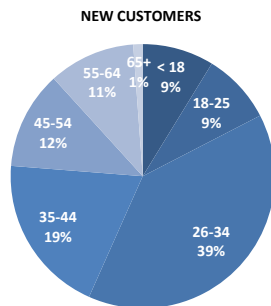
2022 Plan Selection Data

Plan Selection totals include all covered lives who selected plans for 2022, even those who did not end up paying their initial invoice.

TYPE	COUNT	PERCENT	LAST YEAR	PERCENT
Auto Renewals	13,894	62%	15,608	65%
Active Renewals	1,181	5%	1,028	4%
New Customers	2,762	12%	3,319	14%
SEP	4,415	20%	4,231	17%
<b>TOTAL</b>	<b>22,252</b>	<b>100%</b>	<b>24,186</b>	<b>100%</b>

START DATE	AUTO RENEWAL	ACTIVE RENEWAL	NEW CUSTOMER	SEP	TOTAL
January	13,894	959	1,684	116	16,653
February		161	742	133	1,036
March		61	336	405	802
April				540	540
May				479	479
June				516	516
July				590	590
August				669	669
September				676	676
October				281	281
November				10	10
December					0
<b>TOTAL</b>	<b>13,894</b>	<b>1,181</b>	<b>2,762</b>	<b>4,415</b>	<b>22,252</b>

AGE GROUPS	NEW	SEP	RENEWAL	TOTAL	NEW %	SEP %	RENEWAL %	TOTAL %
< 18	242	522	1,498	2,262	9%	12%	10%	10%
18-25	239	376	786	1,401	9%	9%	5%	6%
26-34	1,084	1,668	4,267	7,019	39%	38%	28%	32%
35-44	541	913	3,510	4,964	20%	21%	23%	22%
45-54	331	499	2,339	3,169	12%	11%	16%	14%
55-64	293	407	2,429	3,129	11%	9%	16%	14%
65+	32	30	246	308	1%	1%	2%	1%
<b>TOTAL</b>	<b>2,762</b>	<b>4,415</b>	<b>15,075</b>	<b>22,252</b>	<b>100%</b>	<b>100%</b>	<b>100%</b>	<b>100%</b>



METAL LEVEL	NEW	SEP	RENEWAL	TOTAL	NEW %	SEP %	RENEWAL %	TOTAL %
Platinum	464	730	2,775	3,969	17%	17%	18%	18%
Gold	699	1,222	3,778	5,699	25%	28%	25%	26%
Silver	564	958	3,867	5,389	20%	22%	26%	24%
Bronze	843	1,253	4,161	6,257	31%	28%	28%	28%
Catastrophic	192	252	494	938	7%	6%	3%	4%
<b>TOTAL</b>	<b>2,762</b>	<b>4,415</b>	<b>15,075</b>	<b>22,252</b>	<b>100%</b>	<b>100%</b>	<b>100%</b>	<b>100%</b>

DC HEALTH BENEFIT EXCHANGE AUTHORITY

2022 Plan Selection Summary

As of September 24th, 2022

RECEIVES APTC	NO	YES	TOTAL	% WITH APTC
January	14,046	2,505	16,551	15%
February	851	257	1,108	23%
March	631	199	830	24%
April	447	94	541	17%
May	376	103	479	22%
June	403	113	516	22%
July	489	101	590	17%
August	551	119	670	18%
September	526	150	676	22%
October	211	70	281	25%
November	8	2	10	20%
December			0	
<b>TOTAL</b>	<b>18,539</b>	<b>3,713</b>	<b>22,252</b>	<b>17%</b>

RECEIVES APTC	NO	YES	TOTAL	% WITH APTC
Auto Renewals	11,962	1,932	13,894	14%
Active Renewals	893	288	1,181	24%
New Customers	2,221	541	2,762	20%
SEP	3,463	952	4,415	22%
<b>TOTAL</b>	<b>18,539</b>	<b>3,713</b>	<b>22,252</b>	<b>17%</b>

CSR METAL LEVEL	TOTAL
Bronze	5
Silver	565
Gold	0
Platinum	0
<b>TOTAL</b>	<b>570</b>

DC HEALTH BENEFIT EXCHANGE AUTHORITY

2022 Paid Summary

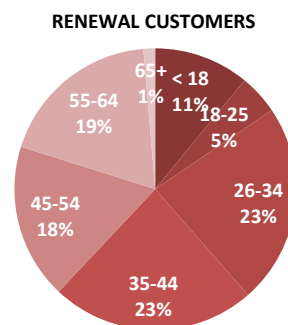
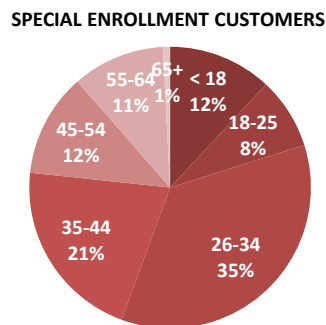
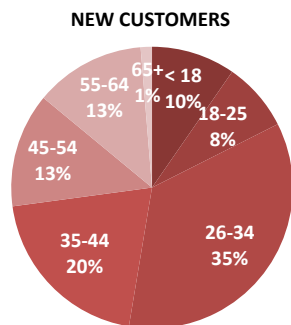
As of September 24th, 2022

2022 Paid Covered Lives

Paid totals include all covered lives who are still paying their premium and receiving coverage.

START DATE	AUTO RENEWAL	ACTIVE RENEWAL	NEW CUSTOMER	SEP	TOTAL
January	9,131	708	897	88	10,824
February		93	405	86	584
March		39	161	257	457
April				330	330
May				325	325
June				342	342
July				425	425
August				547	547
September				645	645
October					0
November					0
December					0
<b>TOTAL</b>	<b>9,131</b>	<b>840</b>	<b>1,463</b>	<b>3,045</b>	<b>14,479</b>

AGE GROUPS	NEW	SEP	RENEWAL	TOTAL	NEW %	SEP %	RENEWAL %	TOTAL %
< 18	141	363	1,090	1,594	10%	12%	11%	11%
18-25	116	250	458	824	8%	8%	5%	6%
26-34	513	1,080	2,294	3,887	35%	35%	23%	27%
35-44	296	642	2,341	3,279	20%	21%	23%	23%
45-54	192	362	1,780	2,334	13%	12%	18%	16%
55-64	186	323	1,874	2,383	13%	11%	19%	16%
65+	19	25	134	178	1%	1%	1%	1%
<b>TOTAL</b>	<b>1,463</b>	<b>3,045</b>	<b>9,971</b>	<b>14,479</b>	<b>100%</b>	<b>100%</b>	<b>100%</b>	<b>100%</b>



METAL LEVEL	NEW	SEP	RENEWAL	TOTAL	NEW %	SEP %	RENEWAL %	TOTAL %
Platinum	277	501	2,016	2,794	19%	16%	20%	19%
Gold	419	909	2,594	3,922	29%	30%	26%	27%
Silver	311	677	2,500	3,488	21%	22%	25%	24%
Bronze	374	806	2,613	3,793	26%	26%	26%	26%
Catastrophic	82	152	248	482	6%	5%	2%	3%
<b>TOTAL</b>	<b>1,463</b>	<b>3,045</b>	<b>9,971</b>	<b>14,479</b>	<b>100%</b>	<b>100%</b>	<b>100%</b>	<b>100%</b>

**DC HEALTH BENEFIT EXCHANGE AUTHORITY**

**2022 Paid Summary**

*As of September 24th, 2022*

RECEIVES APTC	NO	YES	TOTAL	% WITH APTC
Auto Renewals	7,792	1,339	9,131	15%
Active RENEALS	633	207	840	25%
New Customers	1,128	335	1,463	23%
Special Enrollments	2,362	683	3,045	22%
<b>TOTAL</b>	<b>11,915</b>	<b>2,564</b>	<b>14,479</b>	<b>22%</b>

RECEIVES APTC	NO	YES	TOTAL
January	9,042	1,730	10,772
February	462	163	625
March	345	121	466
April	264	67	331
May	253	72	325
June	259	83	342
July	347	78	425
August	437	111	548
September	506	139	645
October			
November			
December			
<b>TOTAL</b>	<b>11,915</b>	<b>2,564</b>	<b>14,479</b>

CSR METAL LEVEL	TOTAL
Bronze	2
Silver	379
Gold	0
Platinum	0
<b>TOTAL</b>	<b>381</b>