

DC HEALTH BENEFIT EXCHANGE AUTHORITY

Enrollment Summary

As of June 20th, 2024

INDIVIDUAL ENROLLMENT	COVERED LIVES
Current Enrollment	14,300
Enrollment 1 Year Ago	13,690
CHANGE	610

SHOP ENROLLMENT	GROUPS	COVERED LIVES
Current Enrollment	5,243	86,306
Enrollment 1 Year Ago	5,342	86,788
CHANGE	-99	-482

DC HEALTH BENEFIT EXCHANGE AUTHORITY

2024 Plan Selection Summary

As of June 20th, 2024

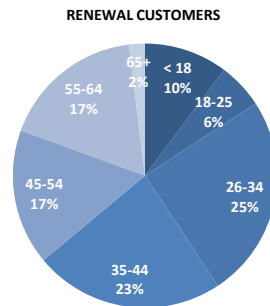
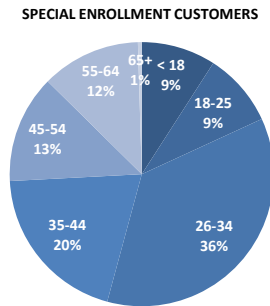
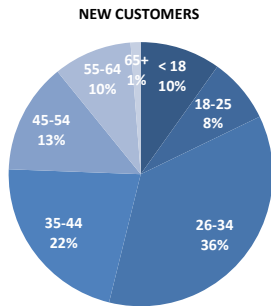
2024 Plan Selection Data

Plan Selection totals include all covered lives who selected plans, even those who did not end up paying their initial invoice.

TYPE	PLAN SELECTIONS	PERCENT	LAST YEAR	PERCENT
Auto Renewals	12,300	67%	13,057	69%
Active Renewals	1,560	9%	1,380	7%
New Customers	2,995	16%	2,846	15%
SEP	1,483	8%	1,556	8%
TOTAL	18,338	100%	18,839	100%

START DATE	AUTO RENEWAL	ACTIVE RENEWAL	NEW CUSTOMER	SEP	TOTAL
January	12,300	1,283	1,579	16	15,178
February		188	887	59	1,134
March		89	529	315	933
April				360	360
May				371	371
June				318	318
July				42	42
August				2	2
September					0
October					0
November					0
December					0
TOTAL	12,300	1,560	2,995	1,483	18,338

AGE GROUPS	NEW	SEP	RENEWAL	TOTAL	NEW %	SEP %	RENEWAL %	TOTAL %
< 18	295	135	1,419	1,849	10%	9%	10%	10%
18-25	239	134	773	1,146	8%	9%	6%	6%
26-34	1,079	535	3,448	5,062	36%	36%	25%	28%
35-44	651	296	3,221	4,168	22%	20%	23%	23%
45-54	406	196	2,305	2,907	14%	13%	17%	16%
55-64	288	180	2,423	2,891	10%	12%	17%	16%
65+	37	7	271	315	1%	0%	2%	2%
TOTAL	2,995	1,483	13,860	18,338	100%	100%	100%	100%



METAL LEVEL	NEW	SEP	RENEWAL	TOTAL	NEW %	SEP %	RENEWAL %	TOTAL %
Platinum	386	199	2,351	2,936	13%	13%	17%	16%
Gold	799	458	3,864	5,121	27%	31%	28%	28%
Silver	583	289	3,106	3,978	19%	19%	22%	22%
Bronze	1,085	449	4,180	5,714	36%	30%	30%	31%
Catastrophic	142	88	359	589	5%	6%	3%	3%
TOTAL	2,995	1,483	13,860	18,338	100%	100%	100%	100%

DC HEALTH BENEFIT EXCHANGE AUTHORITY

2024 Plan Selection Summary

As of June 20th, 2024

RECEIVES APTC	NO	YES	TOTAL	% WITH APTC
January	11,917	2,863	14,780	19%
February	926	348	1,274	27%
March	641	286	927	31%
April	336	131	467	28%
May	339	137	476	29%
June	253	112	365	31%
July	32	15	47	32%
August	2	0	2	0%
September				
October				
November				
December				
TOTAL	14,446	3,892	18,338	21%

RECEIVES APTC	NO	YES	TOTAL	% WITH APTC
Auto Renewals	10,061	2,239	12,300	18%
Active Renewals	1,156	404	1,560	26%
New Customers	2,183	812	2,995	27%
SEP	1,046	437	1,483	29%
TOTAL	14,446	3,892	18,338	21%

CSR METAL LEVEL	TOTAL
Bronze	5
Silver	440
Gold	1
Platinum	3
TOTAL	449

DC HEALTH BENEFIT EXCHANGE AUTHORITY

2024 Paid Summary

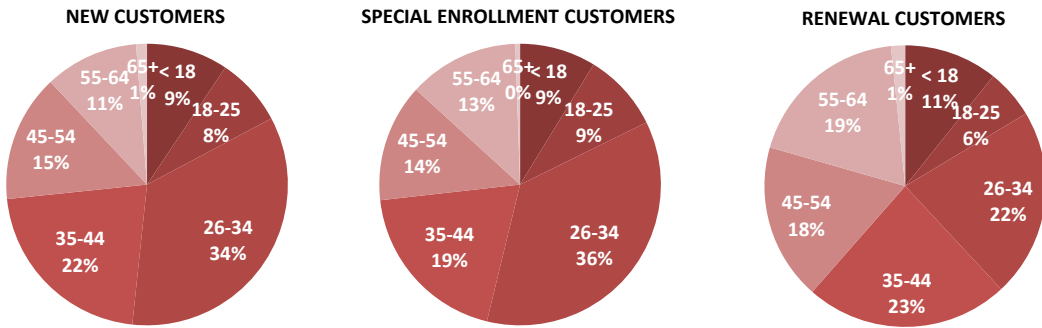
As of June 20th, 2024

2024 Paid Covered Lives

Paid totals include all covered lives who are still paying their premium and receiving coverage.

START DATE	AUTO RENEWAL	ACTIVE RENEWAL	NEW CUSTOMER	SEP	TOTAL
January	9,539	1,076	1,136	14	11,765
February		157	644	50	851
March		82	374	234	690
April				295	295
May				354	354
June				301	301
July				42	42
August				2	2
September					0
October					0
November					0
December					0
TOTAL	9,539	1,233	1,780	1,292	14,300

AGE GROUPS	NEW	SEP	RENEWAL	TOTAL	NEW %	SEP %	RENEWAL %	TOTAL %
< 18	202	113	1,166	1,481	9%	9%	11%	10%
18-25	169	116	613	898	8%	9%	6%	6%
26-34	742	466	2,353	3,561	34%	36%	22%	25%
35-44	467	251	2,540	3,258	22%	19%	23%	23%
45-54	315	175	1,950	2,440	15%	14%	18%	17%
55-64	232	164	2,056	2,452	11%	13%	19%	17%
65+	27	7	176	210	1%	1%	2%	1%
TOTAL	2,154	1,292	10,854	14,300	100%	100%	100%	100%



METAL LEVEL	NEW	SEP	RENEWAL	TOTAL	NEW %	SEP %	RENEWAL %	TOTAL %
Platinum	283	168	1,893	2,344	13%	13%	17%	16%
Gold	644	425	3,122	4,191	30%	33%	29%	29%
Silver	430	252	2,402	3,084	20%	20%	22%	22%
Bronze	708	374	3,195	4,277	33%	29%	29%	30%
Catastrophic	89	73	242	404	4%	6%	2%	3%
TOTAL	2,154	1,292	10,854	14,300	100%	100%	100%	100%

DC HEALTH BENEFIT EXCHANGE AUTHORITY

2024 Paid Summary

As of June 20th, 2024

RECEIVES APTC	NO	YES	TOTAL	% WITH APTC
Auto Renewals	7,682	1,857	9,539	19%
Active Renewals	936	379	1,315	29%
New Customers	1,483	671	2,154	31%
Special Enrollments	889	403	1,292	31%
TOTAL	10,990	3,310	14,300	30%

RECEIVES APTC	NO	YES	TOTAL
January	9,028	2,389	11,417
February	658	312	970
March	443	231	674
April	273	120	393
May	314	136	450
June	240	107	347
July	32	15	47
August	2	0	2
September			0
October			0
November			0
December			0
TOTAL	10,990	3,310	14,300

CSR METAL LEVEL	TOTAL
Bronze	3
Silver	424
Gold	5
Platinum	2
TOTAL	434