

**DC HEALTH BENEFIT EXCHANGE AUTHORITY**

**Enrollment Summary**

*As of August 30th, 2020*

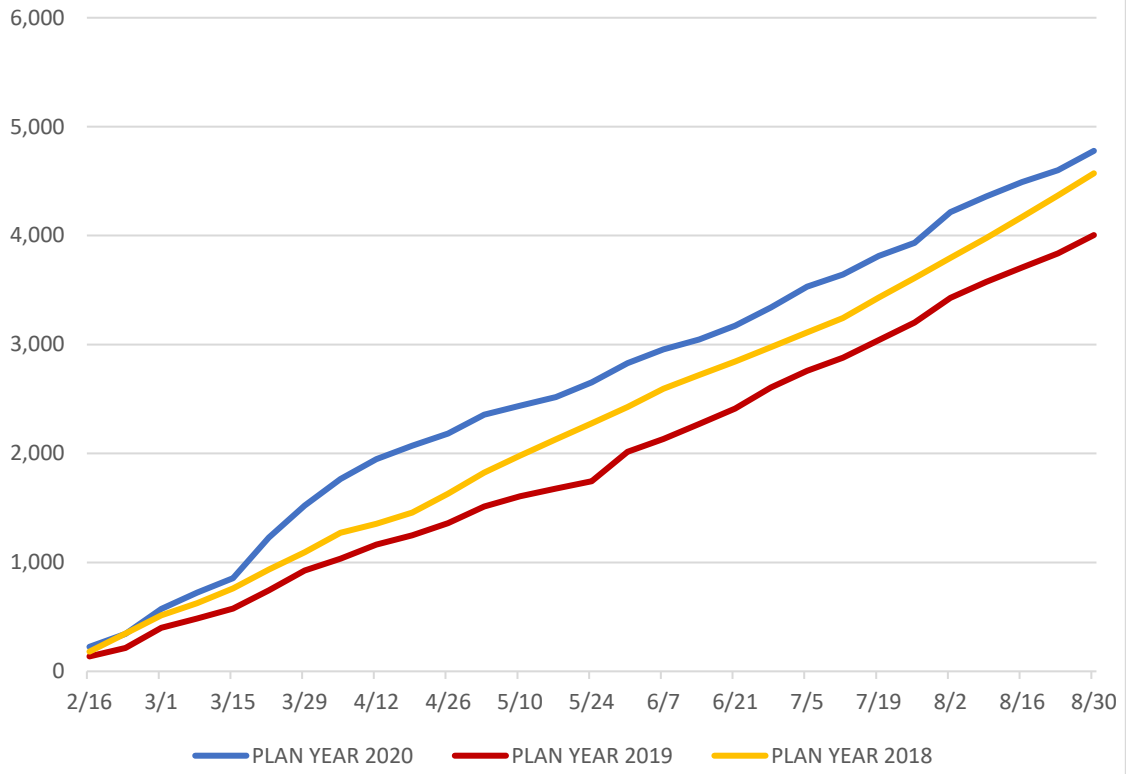
<b>INDIVIDUAL ENROLLMENT</b>	<b>COVERED LIVES</b>
Current Enrollment	16,322
Enrollment 1 Year Ago	15,581
<b>CHANGE</b>	<b>741</b>

<b>SHOP ENROLLMENT</b>	<b>GROUPS</b>	<b>COVERED LIVES</b>
Current Enrollment	5,165	80,471
Enrollment 1 Year Ago	5,106	79,013
<b>CHANGE</b>	<b>59</b>	<b>1,458</b>

**DC HEALTH BENEFIT EXCHANGE AUTHORITY****Weekly IVL SEP Comparison By Year***As of August 30th, 2020*

AS OF DATE	PLAN YEAR 2020	PLAN YEAR 2019	PLAN YEAR 2018	2020 TO 2019 GAP	2020 TO 2019 GAP (%)
2/16/2020	225	137	181	88	64%
2/23/2020	345	216	347	129	60%
3/1/2020	574	400	514	174	44%
3/8/2020	722	484	627	238	49%
3/15/2020	855	575	762	280	49%
3/22/2020	1,228	742	934	486	65%
3/29/2020	1,521	925	1,093	596	64%
4/5/2020	1,766	1,034	1,272	732	71%
4/12/2020	1,947	1,163	1,354	784	67%
4/19/2020	2,072	1,249	1,457	823	66%
4/26/2020	2,182	1,361	1,631	821	60%
5/3/2020	2,356	1,513	1,824	843	56%
5/10/2020	2,438	1,606	1,979	832	52%
5/17/2020	2,519	1,678	2,130	841	50%
5/24/2020	2,654	1,744	2,277	910	52%
5/31/2020	2,828	2,015	2,426	813	40%
6/7/2020	2,955	2,133	2,594	822	39%
6/14/2020	3,047	2,272	2,721	775	34%
6/21/2020	3,172	2,412	2,844	760	32%
6/28/2020	3,341	2,605	2,975	736	28%
7/5/2020	3,530	2,758	3,111	772	28%
7/12/2020	3,644	2,879	3,244	765	27%
7/19/2020	3,812	3,042	3,431	770	25%
7/26/2020	3,935	3,202	3,610	733	23%
8/2/2020	4,216	3,428	3,795	788	23%
8/9/2020	4,360	3,576	3,978	784	22%
8/16/2020	4,493	3,707	4,173	786	21%
8/23/2020	4,602	3,838	4,368	764	20%
8/30/2020	4,778	4,005	4,572	773	19%

### WEEKLY GROWTH IN SEP ENROLLMENTS *By Plan Year*



**DC HEALTH BENEFIT EXCHANGE AUTHORITY****IVL SEP Breakouts by Plan Year***As of August 30th, 2020*

AGE GROUPS	2020	2020 (%)
< 18	452	9%
18-25	421	9%
26-34	2,118	44%
35-44	866	18%
45-54	489	10%
55-64	406	8%
65+	26	1%
<b>TOTAL</b>	<b>4,778</b>	<b>100%</b>

METAL LEVEL	2020	2020 (%)
Platinum	727	15%
Gold	1,081	23%
Silver	1,152	24%
Bronze	1,357	28%
Catastrophic	461	10%
<b>TOTAL</b>	<b>4,778</b>	<b>100%</b>

RECEIVING APTC	2020	2020 (%)
Yes	586	12%
No	4,192	88%
<b>TOTAL</b>	<b>4,778</b>	<b>100%</b>

AGE GROUPS	2019
< 18	633
18-25	305
26-34	1,477
35-44	740
45-54	494
55-64	337
65+	19
<b>TOTAL</b>	<b>4,005</b>

METAL LEVEL	2018
Platinum	617
Gold	869
Silver	900
Bronze	1,341
Catastrophic	277
<b>TOTAL</b>	<b>4,005</b>

RECEIVING APTC	2018
Yes	368
No	3,637
<b>TOTAL</b>	<b>4,005</b>

2019 (%)
16%
8%
37%
18%
12%
8%
0%
<b>100%</b>

AGE GROUPS	2018	2018 (%)
< 18	722	16%
18-25	349	8%
26-34	1,686	37%
35-44	845	18%
45-54	564	12%
55-64	385	8%
65+	22	0%
<b>TOTAL</b>	<b>4,572</b>	<b>100%</b>

2019 (%)
15%
22%
22%
33%
7%
<b>100%</b>

METAL LEVEL	2018	2018 (%)
Platinum	704	15%
Gold	992	22%
Silver	1,028	22%
Bronze	1,531	33%
Catastrophic	316	7%
<b>TOTAL</b>	<b>4,572</b>	<b>100%</b>

2019 (%)
9%
91%
<b>100%</b>

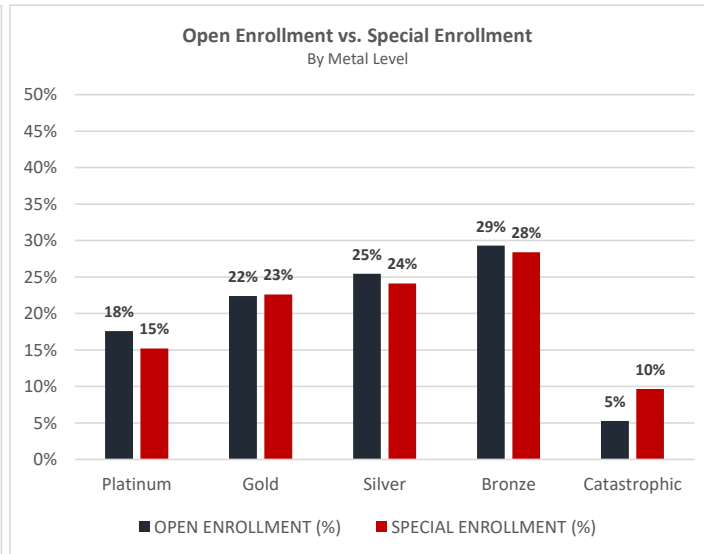
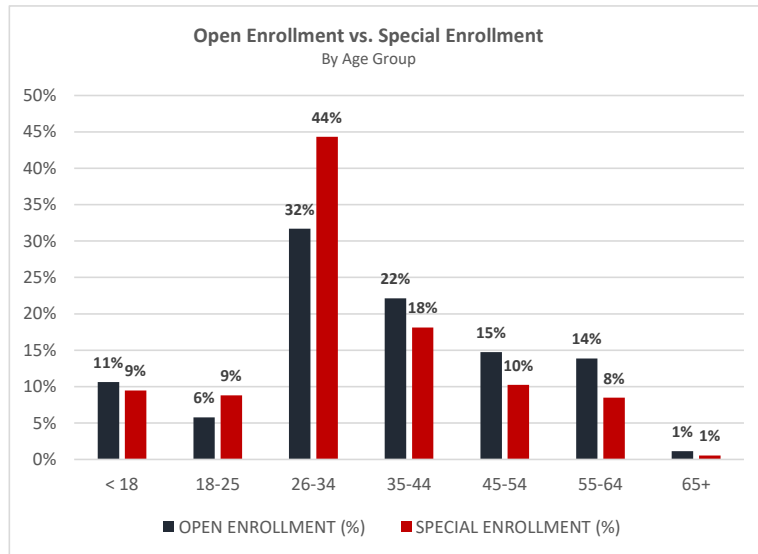
RECEIVING APTC	2018	2018 (%)
Yes	421	9%
No	4,151	91%
<b>TOTAL</b>	<b>4,572</b>	<b>100%</b>

**DC HEALTH BENEFIT EXCHANGE AUTHORITY**  
**IVL Open Enrollment vs. IVL Special Enrollment**  
**As of August 30th, 2020**

AGE GROUP	OPEN ENROLLMENT	SPECIAL ENROLLMENT	TOTAL	OPEN ENROLLMENT (%)	SPECIAL ENROLLMENT (%)
< 18	2,041	452	2,493	11%	9%
18-25	1,108	421	1,529	6%	9%
26-34	6,081	2,118	8,199	32%	44%
35-44	4,241	866	5,107	22%	18%
45-54	2,829	489	3,318	15%	10%
55-64	2,658	406	3,064	14%	8%
65+	216	26	242	1%	1%
<b>TOTAL</b>	<b>19,174</b>	<b>4,778</b>	<b>23,952</b>	<b>100%</b>	<b>100%</b>

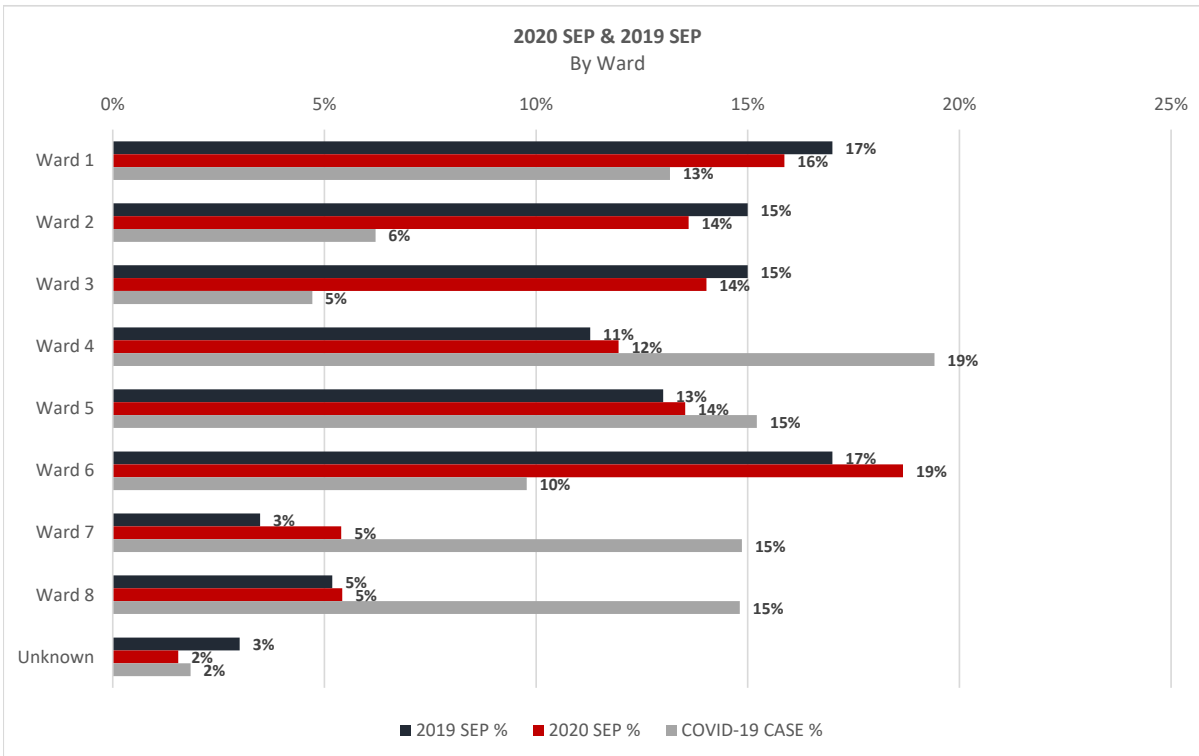
\* Totals represent plan selection covered lives for 2020.

METAL LEVEL	OPEN ENROLLMENT	SPECIAL ENROLLMENT	TOTAL	OPEN ENROLLMENT (%)	SPECIAL ENROLLMENT (%)
Platinum	3,373	727	4,100	18%	15%
Gold	4,292	1,081	5,373	22%	23%
Silver	4,881	1,152	6,033	25%	24%
Bronze	5,619	1,357	6,976	29%	28%
Catastrophic	1,009	461	1,470	5%	10%
<b>TOTAL</b>	<b>19,174</b>	<b>4,778</b>	<b>23,952</b>	<b>100%</b>	<b>100%</b>



**DC HEALTH BENEFIT EXCHANGE AUTHORITY**  
**Correlation of COVID-19 Cases and IVL SEP Sign-Ups By Ward**  
**As of August 30th, 2020**

WARD	2019 SEP	2020 SEP	2019 SEP %	2020 SEP %	COVID-19 CASE COUNT	COVID-19 CASE %
Ward 1	681	758	17%	16%	1,849	13%
Ward 2	601	650	15%	14%	872	6%
Ward 3	601	670	15%	14%	662	5%
Ward 4	452	571	11%	12%	2,727	19%
Ward 5	521	646	13%	14%	2,138	15%
Ward 6	681	892	17%	19%	1,374	10%
Ward 7	139	258	3%	5%	2,088	15%
Ward 8	208	259	5%	5%	2,081	15%
Unknown	120	74	3%	2%	258	2%
<b>TOTAL</b>	<b>4,003</b>	<b>4,778</b>	<b>100%</b>	<b>100%</b>	<b>14,049</b>	<b>100%</b>



**DC HEALTH BENEFIT EXCHANGE AUTHORITY**  
**COVID-19 Enrollment Summary - SHOP SEP**  
*As of August 30th, 2020*

**SMALL GROUP MARKET**

SHOP COVID-19 SEP	PLAN SELECTIONS
Unique Groups	352
Total Employees	461
Total Covered Lives	741