

**DC HEALTH BENEFIT EXCHANGE AUTHORITY**

**Enrollment Summary**

*As of September 13th, 2024*

<b>INDIVIDUAL ENROLLMENT</b>	<b>COVERED LIVES</b>
Current Enrollment	14,159
Enrollment 1 Year Ago	13,810
<b>CHANGE</b>	<b>349</b>

<b>SHOP ENROLLMENT</b>	<b>GROUPS</b>	<b>COVERED LIVES</b>
Current Enrollment	5,238	85,747
Enrollment 1 Year Ago	5,303	87,276
<b>CHANGE</b>	<b>-65</b>	<b>-1,529</b>

DC HEALTH BENEFIT EXCHANGE AUTHORITY

2024 Plan Selection Summary

As of September 13th, 2024

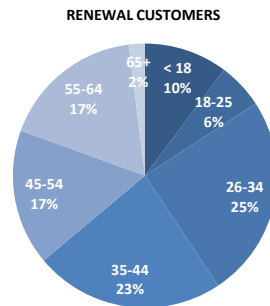
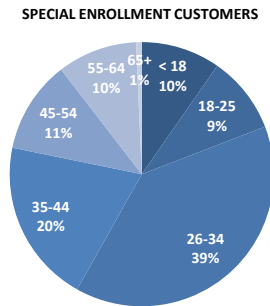
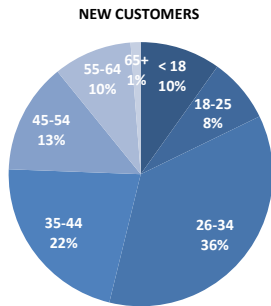
2024 Plan Selection Data

Plan Selection totals include all covered lives who selected plans, even those who did not end up paying their initial invoice.

TYPE	PLAN SELECTIONS	PERCENT	LAST YEAR	PERCENT
Auto Renewals	12,300	61%	13,037	65%
Active Renewals	1,559	8%	1,373	7%
New Customers	2,995	15%	2,844	14%
SEP	3,213	16%	2,935	15%
<b>TOTAL</b>	<b>20,067</b>	<b>100%</b>	<b>20,189</b>	<b>100%</b>

START DATE	AUTO RENEWAL	ACTIVE RENEWAL	NEW CUSTOMER	SEP	TOTAL
January	12,300	1,262	1,557	18	15,137
February		172	857	62	1,091
March		125	581	311	1,017
April				350	350
May				368	368
June				429	429
July				424	424
August				533	533
September				554	554
October				159	159
November				5	5
December				0	0
<b>TOTAL</b>	<b>12,300</b>	<b>1,559</b>	<b>2,995</b>	<b>3,213</b>	<b>20,067</b>

AGE GROUPS	NEW	SEP	RENEWAL	TOTAL	NEW %	SEP %	RENEWAL %	TOTAL %
< 18	295	311	1,416	2,022	10%	10%	10%	10%
18-25	238	304	775	1,317	8%	9%	6%	7%
26-34	1,079	1,253	3,445	5,777	36%	39%	25%	29%
35-44	652	645	3,220	4,517	22%	20%	23%	23%
45-54	406	364	2,306	3,076	14%	11%	17%	15%
55-64	288	314	2,425	3,027	10%	10%	17%	15%
65+	37	22	272	331	1%	1%	2%	2%
<b>TOTAL</b>	<b>2,995</b>	<b>3,213</b>	<b>13,859</b>	<b>20,067</b>	<b>100%</b>	<b>100%</b>	<b>100%</b>	<b>100%</b>



METAL LEVEL	NEW	SEP	RENEWAL	TOTAL	NEW %	SEP %	RENEWAL %	TOTAL %
Platinum	385	445	2,352	3,182	13%	14%	17%	16%
Gold	799	928	3,853	5,580	27%	29%	28%	28%
Silver	584	624	3,109	4,317	19%	19%	22%	22%
Bronze	1,084	1,002	4,186	6,272	36%	31%	30%	31%
Catastrophic	143	214	359	716	5%	7%	3%	4%
<b>TOTAL</b>	<b>2,995</b>	<b>3,213</b>	<b>13,859</b>	<b>20,067</b>	<b>100%</b>	<b>100%</b>	<b>100%</b>	<b>100%</b>

DC HEALTH BENEFIT EXCHANGE AUTHORITY

2024 Plan Selection Summary

As of September 13th, 2024

RECEIVES APTC	NO	YES	TOTAL	% WITH APTC
January	11,720	2,802	14,522	19%
February	892	332	1,224	27%
March	616	296	912	32%
April	327	130	457	28%
May	375	150	525	29%
June	339	168	507	33%
July	369	139	508	27%
August	442	159	601	26%
September	433	188	621	30%
October	146	38	184	21%
November	5	1	6	17%
December				
<b>TOTAL</b>	<b>15,664</b>	<b>4,403</b>	<b>20,067</b>	<b>22%</b>

RECEIVES APTC	NO	YES	TOTAL	% WITH APTC
Auto Renewals	10,081	2,219	12,300	18%
Active Renewals	1,148	411	1,559	26%
New Customers	2,180	815	2,995	27%
SEP	2,255	958	3,213	30%
<b>TOTAL</b>	<b>15,664</b>	<b>4,403</b>	<b>20,067</b>	<b>22%</b>

CSR METAL LEVEL	TOTAL
Bronze	5
Silver	440
Gold	1
Platinum	3
<b>TOTAL</b>	<b>449</b>

**DC HEALTH BENEFIT EXCHANGE AUTHORITY**

**2024 Paid Summary**

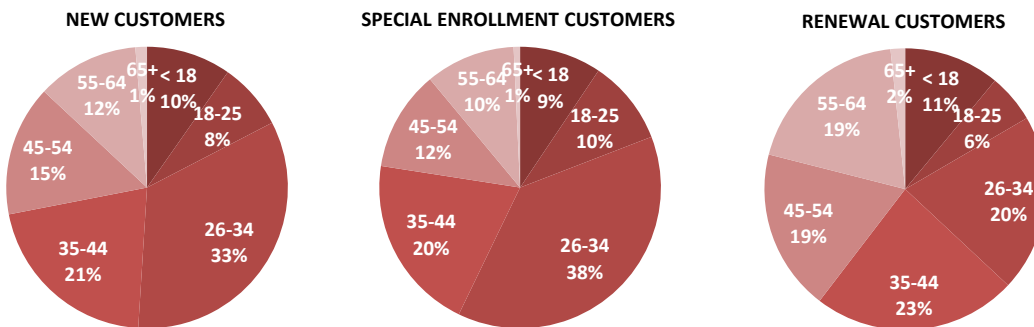
*As of September 13th, 2024*

**2024 Paid Covered Lives**

*Paid totals include all covered lives who are still paying their premium and receiving coverage.*

START DATE	AUTO RENEWAL	ACTIVE RENEWAL	NEW CUSTOMER	SEP	TOTAL
January	8,730	975	954	15	10,674
February		125	524	42	691
March		94	322	169	585
April				222	222
May				276	276
June				275	275
July				307	307
August				435	435
September				533	533
October				156	156
November				5	5
December					0
<b>TOTAL</b>	<b>8,730</b>	<b>1,100</b>	<b>1,478</b>	<b>2,435</b>	<b>14,159</b>

AGE GROUPS	NEW	SEP	RENEWAL	TOTAL	NEW %	SEP %	RENEWAL %	TOTAL %
< 18	175	229	1,092	1,496	10%	9%	11%	11%
18-25	138	237	554	929	8%	10%	6%	7%
26-34	605	926	2,022	3,553	34%	38%	20%	25%
35-44	377	494	2,327	3,198	21%	20%	23%	23%
45-54	270	280	1,841	2,391	15%	11%	19%	17%
55-64	211	251	1,922	2,384	12%	10%	19%	17%
65+	24	18	166	208	1%	1%	2%	1%
<b>TOTAL</b>	<b>1,800</b>	<b>2,435</b>	<b>9,924</b>	<b>14,159</b>	<b>100%</b>	<b>100%</b>	<b>100%</b>	<b>100%</b>



METAL LEVEL	NEW	SEP	RENEWAL	TOTAL	NEW %	SEP %	RENEWAL %	TOTAL %
Platinum	236	333	1,738	2,307	13%	14%	18%	16%
Gold	568	781	2,876	4,225	32%	32%	29%	30%
Silver	363	463	2,214	3,040	20%	19%	22%	21%
Bronze	556	705	2,889	4,150	31%	29%	29%	29%
Catastrophic	77	153	207	437	4%	6%	2%	3%
<b>TOTAL</b>	<b>1,800</b>	<b>2,435</b>	<b>9,924</b>	<b>14,159</b>	<b>100%</b>	<b>100%</b>	<b>100%</b>	<b>100%</b>

**DC HEALTH BENEFIT EXCHANGE AUTHORITY**

**2024 Paid Summary**

*As of September 13th, 2024*

RECEIVES APTC	NO	YES	TOTAL	% WITH APTC
Auto Renewals	7,027	1,703	8,730	20%
Active Renewals	837	357	1,194	30%
New Customers	1,232	568	1,800	32%
Special Enrollments	1,673	762	2,435	31%
<b>TOTAL</b>	<b>10,769</b>	<b>3,390</b>	<b>14,159</b>	<b>31%</b>

RECEIVES APTC	NO	YES	TOTAL
January	8,031	2,150	10,181
February	537	251	788
March	317	184	501
April	192	105	297
May	272	127	399
June	220	123	343
July	273	102	375
August	367	125	492
September	412	184	596
October	143	38	181
November	5	1	6
December	0	0	0
<b>TOTAL</b>	<b>10,769</b>	<b>3,390</b>	<b>14,159</b>

CSR METAL LEVEL	TOTAL
Bronze	3
Silver	445
Gold	5
Platinum	2
<b>TOTAL</b>	<b>455</b>