

DC HEALTH BENEFIT EXCHANGE AUTHORITY

Paid Enrollment Summary for February 2018 (Totals Differ from Plan Selection reports)

As of January 25th, 2018

PROGRAM	TOTAL
Individual	17,453
SHOP	76,572
TOTAL	94,025

INDIVIDUAL - AGE	TOTAL
< 18	1,711
18-25	970
26-34	5,866
35-44	3,743
45-54	2,585
55-64	2,458
65+	120
TOTAL	17,453

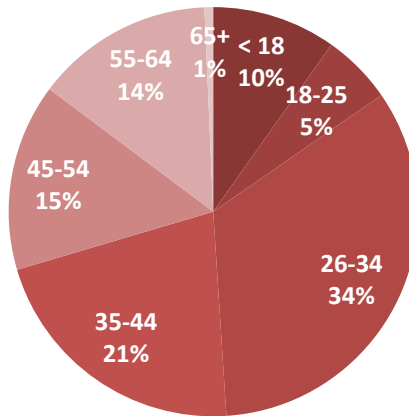
INDIVIDUAL - HOUSEHOLD	TOTAL
Self	12,290
Family	5,163
TOTAL	17,453

SHOP - AGE	TOTAL
< 18	14,222
18-25	8,268
26-34	18,940
35-44	13,801
45-54	10,799
55-64	8,253
65+	2,289
TOTAL	76,572

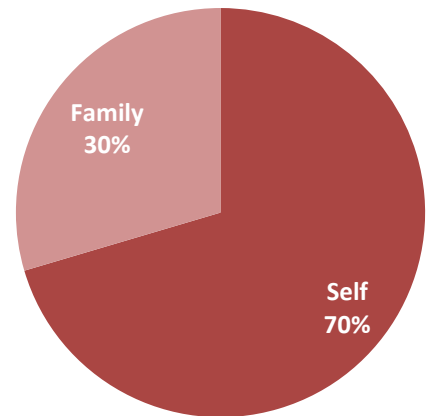
SHOP - HOUSEHOLD	TOTAL
Self	31,754
Family	44,818
TOTAL	76,572

SHOP - PROGRAM	TOTAL
Small Group	65,736
Congress	10,836
TOTAL	76,572

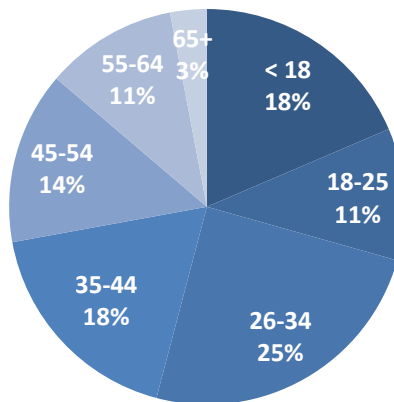
INDIVIDUAL - AGE GROUP



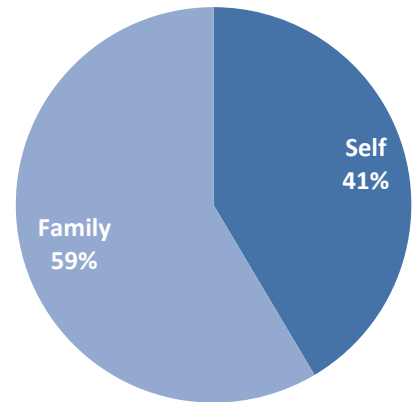
INDIVIDUAL - HOUSEHOLD TYPE



SHOP - AGE GROUP



SHOP - HOUSEHOLD TYPE



** All values represent current paid covered lives, including February 1st start dates.*