

DC HEALTH BENEFIT EXCHANGE AUTHORITY

Enrollment Summary

As of October 14th, 2018

PAID: CURRENT ENROLLMENT	
PROGRAM	LIVES
QHP	15,957
SHOP	77,596
TOTAL	93,553

** Totals As of October 14th, 2018 - PAID*

** SHOP includes 4,960 Groups*

** QHP includes 20 paid covered lives with a November start date.*

DC HEALTH BENEFIT EXCHANGE AUTHORITY
2018 Plan Selection Summary
As of October 14th, 2018

2018 Plan Selection Data

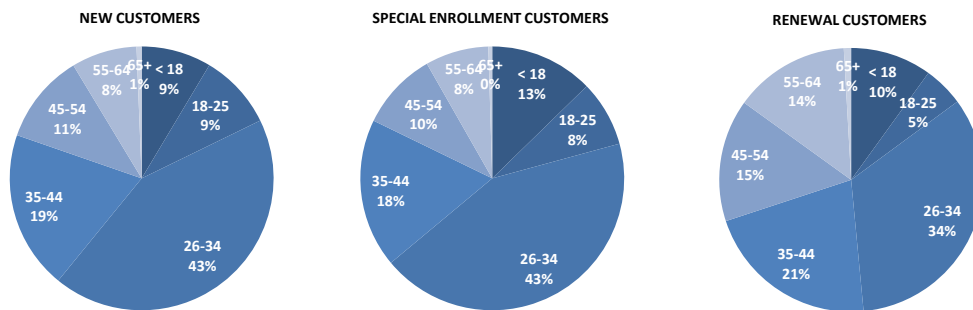
Plan Selection totals include all covered lives who selected plans for 2018, even those who did not end up paying their initial invoice.

TYPE	COUNT	PERCENT	LAST YEAR	LAST YEAR
Auto Renewals	13,569	50%	13,665	48%
Active Renewals	2,728	10%	2,140	8%
New Customers	5,129	19%	6,901	24%
Special Enrollments	5,466	20%	5,741	20%
TOTAL	26,892	100%	28,447	100%

* Last Year Totals as of October 8th, 2017

START DATE	AUTO RENEWAL	ACTIVE RENEWAL	NEW CUSTOMER	SEP	TOTAL
January	13,569	2,327	3,690	213	19,799
February		242	769	110	1,121
March		159	668	423	1,250
April			2	545	547
May				566	566
June				643	643
July				665	665
August				733	733
September				799	799
October				573	573
November				186	186
December				10	10
TOTAL	13,569	2,728	5,129	5,466	26,892

AGE GROUPS	NEW	SEP	RENEWAL	TOTAL	NEW %	SEP %	RENEWAL %	TOTAL %
< 18	440	694	1,623	2,757	9%	13%	10%	10%
18-25	472	441	804	1,717	9%	8%	5%	6%
26-34	2,211	2,360	5,476	10,047	43%	43%	34%	37%
35-44	996	998	3,495	5,489	19%	18%	21%	20%
45-54	566	522	2,445	3,533	11%	10%	15%	13%
55-64	412	425	2,308	3,145	8%	8%	14%	12%
65+	32	26	146	204	1%	0%	1%	1%
TOTAL	5,129	5,466	16,297	26,892	100%	100%	100%	100%



METAL LEVEL	NEW	SEP	RENEWAL	TOTAL	NEW %	SEP %	RENEWAL %	TOTAL %
Platinum	696	991	2,690	4,377	14%	18%	17%	16%
Gold	966	1,120	3,086	5,172	19%	20%	19%	19%
Silver	1,352	1,348	4,691	7,391	26%	25%	29%	27%
Bronze	1,702	1,553	5,139	8,394	33%	28%	32%	31%
Catastrophic	413	454	691	1,558	8%	8%	4%	6%
TOTAL	5,129	5,466	16,297	26,892	100%	100%	100%	100%

RECEIVES APTC	NO	YES	TOTAL
---------------	----	-----	-------

DC HEALTH BENEFIT EXCHANGE AUTHORITY
2018 Plan Selection Summary
As of October 14th, 2018

January	18,880	919	19,799
February	1,024	97	1,121
March	1,138	112	1,250
April	506	41	547
May	519	47	566
June	605	38	643
July	628	37	665
August	696	37	733
September	742	57	799
October	555	18	573
November	175	11	186
December	10		10
TOTAL	25,478	1,414	26,892

RECEIVES APTC	NO	YES	TOTAL	% WITH APTC
Auto Renewals	12,979	590	13,569	4%
Active Renewals	2,598	130	2,728	5%
New Customers	4,798	331	5,129	6%
Special Enrollments	5,103	363	5,466	7%
TOTAL	25,478	1,414	26,892	0

CSR METAL LEVEL	TOTAL
Bronze	0
Silver	510
Gold	0
Platinum	0
TOTAL	510

% OF APTC TAKEN	AUTO RENEWAL	ACTIVE RENEWAL	NEW CUSTOMER	SEP	TOTAL
LESS THAN 85%	56	12	18	16	102
EXACTLY 85%	21	17	89	49	176
MORE THAN 85%	436	82	159	171	848
UNKNOWN	8	3	19	63	93
TOTAL	521	114	285	299	1,219

* Counts do not include dependents.

* Those marked unknown need to be investigated for recent APTC Eligibility determination.

% OF APTC TAKEN	AUTO RENEWAL	ACTIVE RENEWAL	NEW CUSTOMER	SEP	TOTAL
LESS THAN 85%	11%	11%	6%	5%	8%
EXACTLY 85%	4%	15%	31%	16%	14%
MORE THAN 85%	84%	72%	56%	57%	70%
UNKNOWN	2%	3%	7%	21%	8%
TOTAL	100%	100%	100%	100%	100%

* Counts do not include dependents.

* Those marked unknown need to be investigated for recent APTC Eligibility determination.

DC HEALTH BENEFIT EXCHANGE AUTHORITY

2018 Paid Summary

As of October 14th, 2018

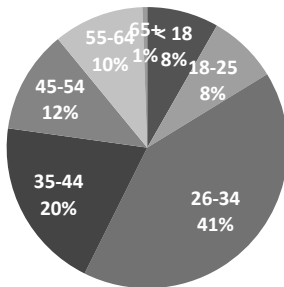
2018 Paid Covered Lives

Paid totals include all covered lives who are still paying their premium and receiving coverage, including those with future start dates.

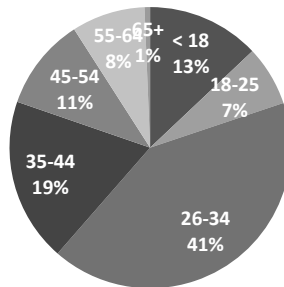
START DATE	AUTO RENEWAL	ACTIVE RENEWAL	NEW CUSTOMER	SEP	TOTAL
January	8,121	1,628	1,663	156	11,568
February		150	394	67	611
March		108	280	228	616
April			1	284	285
May				351	351
June				393	393
July				471	471
August				573	573
September				639	639
October				430	430
November				20	20
December				0	0
TOTAL	8,121	1,886	2,338	3,612	15,957

AGE GROUPS	NEW	SEP	RENEWAL	TOTAL	NEW %	SEP %	RENEWAL %	TOTAL %
< 18	193	468	1,074	1,735	8%	13%	11%	11%
18-25	187	249	412	848	8%	7%	4%	5%
26-34	961	1,502	2,815	5,278	41%	42%	28%	33%
35-44	464	681	2,244	3,389	20%	19%	22%	21%
45-54	277	384	1,719	2,380	12%	11%	17%	15%
55-64	243	305	1,672	2,220	10%	8%	17%	14%
65+	13	23	71	107	1%	1%	1%	1%
TOTAL	2,338	3,612	10,007	15,957	100%	100%	100%	100%

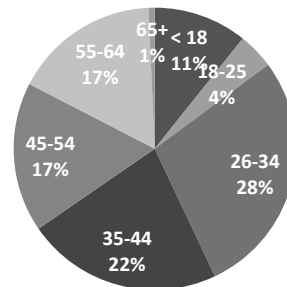
NEW CUSTOMERS



SPECIAL ENROLLMENT CUSTOMERS



RENEWAL CUSTOMERS



METAL LEVEL	NEW	SEP	RENEWAL	TOTAL	NEW %	SEP %	RENEWAL %	TOTAL %
Platinum	373	697	1,793	2,863	16%	19%	18%	18%
Gold	509	779	2,120	3,408	22%	22%	21%	21%
Silver	647	963	2,852	4,462	28%	27%	29%	28%
Bronze	657	927	2,924	4,508	28%	26%	29%	28%
Catastrophic	152	246	318	716	7%	7%	3%	4%
TOTAL	2,338	3,612	10,007	15,957	100%	100%	100%	100%

RECEIVES APTC	NO	YES	TOTAL	% WITH APTC
Auto Renewals	7,745	376	8,121	5%
Active Renewals	1,788	98	1,886	5%
New Customers	2,181	157	2,338	7%
Special Enrollments	3,351	261	3,612	7%

DC HEALTH BENEFIT EXCHANGE AUTHORITY

2018 Paid Summary

As of October 14th, 2018

TOTAL	15,065	892	15,957	6%
--------------	---------------	------------	---------------	-----------

RECEIVES APTC	NO	YES	TOTAL
January	11,004	564	11,568
February	551	60	611
March	560	56	616
April	259	26	285
May	314	37	351
June	370	23	393
July	437	34	471
August	540	33	573
September	593	46	639
October	419	11	430
November	18	2	20
December	0	0	0
TOTAL	15,065	892	15,957

CSR METAL LEVEL	TOTAL
Bronze	0
Silver	319
Gold	0
Platinum	0
TOTAL	319

% OF APTC TAKEN	AUTO RENEWAL	ACTIVE RENEWAL	NEW CUSTOMER	SEP	TOTAL
LESS THAN 85%	27	10	9	11	57
EXACTLY 85%	13	13	40	33	99
MORE THAN 85%	294	61	85	128	568
UNKNOWN	4	1	6	46	57
TOTAL	338	85	140	218	781

*** Counts do not include dependents.**

*** Those marked unknown need to be investigated for recent APTC Eligibility determination.**

% OF APTC TAKEN	AUTO RENEWAL	ACTIVE RENEWAL	NEW CUSTOMER	SEP	TOTAL
LESS THAN 85%	8%	12%	6%	5%	7%
EXACTLY 85%	4%	15%	29%	15%	13%
MORE THAN 85%	87%	72%	61%	59%	73%
UNKNOWN	1%	1%	4%	21%	7%
TOTAL	100%	100%	100%	100%	100%

*** Counts do not include dependents.**

*** Those marked unknown need to be investigated for recent APTC Eligibility determination.**